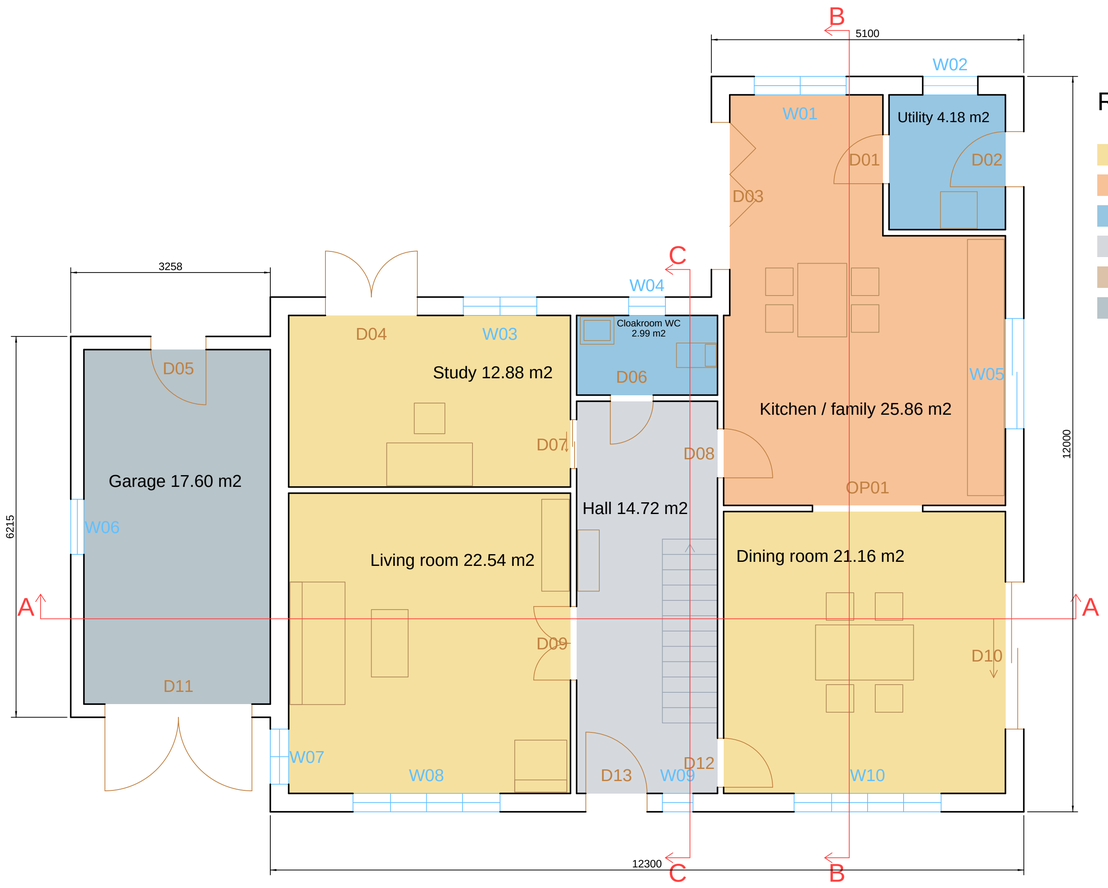

Rooms by category

- Habitable 7 rooms 129.63 m2
- Kitchen 1 room 25.86 m2
- Wet 5 rooms 21.20 m2
- Circulation 2 rooms 30.22 m2
- Storage 1 room 1.10 m2
- Garage 1 room 17.60 m2



DOLLHOUSE VIEW OF THE GROUND FLOOR (ROOMDOLLHOUSE, RENDERSTILL)



LIVING ROOM FROM ITS ROOMCAMERAS VIEW, ROOM LIGHT ON

GROUND FLOOR PLAN 1:50

FFL 0.000, walls 2700 high, ceilings 2400. Rooms coloured by category.

ROOM DATA, GROUND FLOOR (the plugin's ROOMSHEET file, rows of this storey)

No.	Room	Category	Area (m2)	Perim. (m)	Volume (m3)	Walls net (m2)	Floor	Walls	Skirting (m)	Doors	Windows	Glazing (%)	Furniture (ROOMFURNISH)
G01	Utility	Wet	4.18	8.20	10.03	15.03	Light grey porcelain tile	White ceramic tile splashback, white emulsion	6.50	2	1	25.8	Washing machine
G02	Kitchen / family	Kitchen	25.86	22.60	62.06	38.33	Light grey porcelain tile	White emulsion	16.80	4	2	14.4	Kitchen units, Small table, Chair x4
G03	Cloakroom WC	Wet	2.99	7.20	7.18	15.33	Charcoal porcelain tile	White ceramic tile	6.50	1	1	16.1	WC, Basin
G04	Study	Habitable	12.88	14.80	30.91	29.25	Walnut boards	Sage emulsion	12.50	2	1	11.2	Desk, Desk chair
G05	Garage	Garage	17.60	17.66	40.48	32.87	Power-floated concrete	White masonry paint	14.36	2	1	4.6	-
G06	Hall	Circulation	14.72	17.40	35.33	29.73	Engineered oak	Cream emulsion	12.10	6	1	6.1	Console table
G07	Living room	Habitable	22.54	19.00	54.10	39.12	Engineered oak	Cream emulsion	17.80	1	2	17.6	Sofa, Coffee table, TV unit, Armchair
G08	Dining room	Habitable	21.16	18.40	50.78	30.78	Engineered oak	Cream emulsion	13.40	3	1	13.6	Dining table, Chair x4

STAIR (ROOMSTAIR's own figures)

Stair (ROOMSTAIR)	Value
Floor to floor	2700 mm (typed)
Width / preferred going	900 mm / 250 mm (typed)
Risers	13 of 207.7 mm
Going	250 mm
2R + G	665 mm
Pitch	39.7 degrees
Run	3000 mm, 12 steps in 3D
Floor above	void and DN arrow drawn; SLAB3D cut the hole

AREAS BY STOREY (the plugin's ROOMAREAS file)

Area schedule (ROOMAREAS)	Ground floor	First floor	Total
Level (mm)	0	2700	-
Rooms	8	9	17
NIA (m2)	89.61	88.18	177.79
Circulation (m2)	14.72	15.50	30.22
All rooms (m2)	121.93	103.68	225.61
Internal walls (m2)	3.15	3.80	6.94
GIA (m2)	125.08	107.48	232.55
External walls (m2)	16.82	14.17	30.99
GEA (m2)	141.90	121.65	263.55



DINING ROOM FROM ITS ROOMCAMERAS VIEW

NOTES

1. Fictional house drawn for a product demonstration. Walls, slabs, doors, windows, stair, rooms, labels, marks, furniture and the coloured plan were made by the Plans to 3D Rooms plugin from the wall centre lines.
2. Dimensions in mm to the outer wall faces (core DIMLINEAR). FFL ground 0, first floor 2700; ceilings 2400.
3. Room colours and legend: ROOMCOLOUR by category. Door and window marks: OPENINGSCHED Tags (schedule on sheet 5).
4. Section marks A-A, B-B and C-C: ROOMSECTION (sections on sheet 4).

Stratal CAD
cad.stratal.co.uk

TITLE
6 Rowan Close: house and garage
Ground floor plan 1:50

PROJECT	DRAWN
6 Rowan Close (fictional)	Stratal CAD demo

DRAWING NO.	SHEET	SCALE	SIZE
STR-ROOMS-001	1 of 6	1:50	A1

SOFTWARE	DATE
Stratal CAD 0.1.8, Plans to 3D Rooms 0.13.0	12 Nov 2026

STATUS
DEMONSTRATION DRAWING - NOT FOR MANUFACTURE

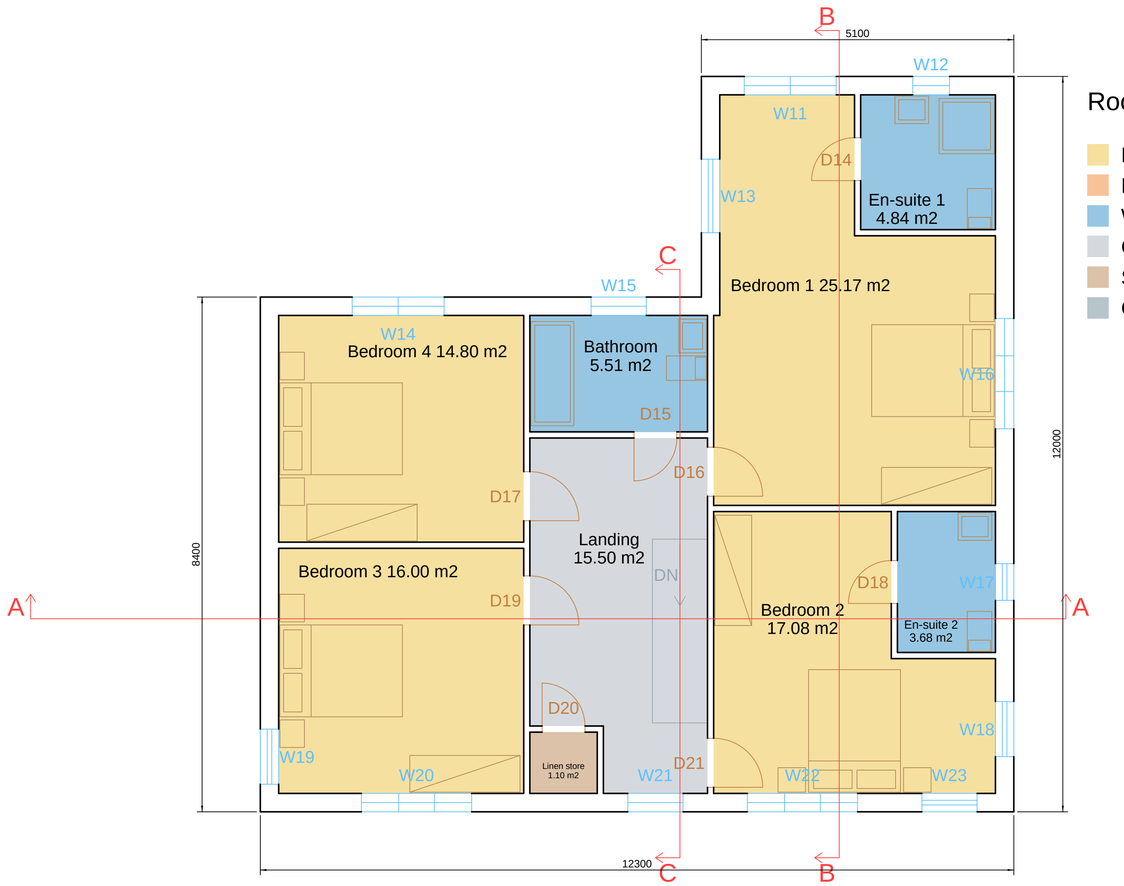

Rooms by category

- Habitable 7 rooms 129.63 m2
- Kitchen 1 room 25.86 m2
- Wet 5 rooms 21.20 m2
- Circulation 2 rooms 30.22 m2
- Storage 1 room 1.10 m2
- Garage 1 room 17.60 m2



DOLLHOUSE VIEW OF THE FIRST FLOOR (ROOMDOLLHOUSE, RENDERSTILL)



BEDROOM 1 FROM ITS ROOMCAMERAS VIEW, ROOM LIGHT ON

FIRST FLOOR PLAN 1:50

FFL +2.700, walls 2600 high, eaves +5.300, ceilings 2400. Rooms coloured by category.

ROOM DATA, FIRST FLOOR (the plugin's ROOMSHEET file, rows of this storey)

No.	Room	Category	Area (m2)	Perim. (m)	Volume (m3)	Walls net (m2)	Floor	Walls	Skirting (m)	Doors	Windows	Glazing (%)	Furniture (ROOMFURNISH)
101	En-suite 1	Wet	4.84	8.80	11.62	19.05	Charcoal porcelain tile	White ceramic tile	8.10	1	1	12.4	Shower tray, Basin, WC
102	Bedroom 1	Habitable	25.17	22.60	60.41	45.69	Beige carpet	Cream emulsion	21.10	2	3	21.5	Double bed, Bedside table x2, Double wardrobe
103	Bathroom	Wet	5.51	9.60	13.22	20.67	Charcoal porcelain tile	White ceramic tile	8.90	1	1	16.3	Bath, Basin, WC
104	Bedroom 4	Habitable	14.80	15.40	35.52	33.48	Beige carpet	Cream emulsion	14.60	1	1	12.2	Double bed, Bedside table x2, Double wardrobe
105	En-suite 2	Wet	3.68	7.80	8.83	16.65	Charcoal porcelain tile	White ceramic tile	7.10	1	1	16.3	Basin, WC
106	Landing	Circulation	15.50	17.40	37.20	30.48	Grey carpet	White emulsion	12.80	6	1	10.5	-
107	Bedroom 2	Habitable	17.08	18.40	40.99	36.69	Beige carpet	Cream emulsion	16.90	2	3	25.3	Double bed, Bedside table x2, Double wardrobe
108	Bedroom 3	Habitable	16.00	16.00	38.40	33.48	Beige carpet	Cream emulsion	15.20	1	2	20.2	Double bed, Bedside table x2, Double wardrobe
109	Linen store	Storage	1.10	4.20	2.64	8.61	Grey carpet	White emulsion	3.50	1	0	0.0	-

AREAS BY STOREY (the plugin's ROOMAREAS file)

Area schedule (ROOMAREAS)	Ground floor	First floor	Total
Level (mm)	0	2700	-
Rooms	8	9	17
NIA (m2)	89.61	88.18	177.79
Circulation (m2)	14.72	15.50	30.22
All rooms (m2)	121.93	103.68	225.61
Internal walls (m2)	3.15	3.80	6.94
GIA (m2)	125.08	107.48	232.55
External walls (m2)	16.82	14.17	30.99
GEA (m2)	141.90	121.65	263.55



FROM ABOVE: THE ROOMS OVERVIEW CAMERA

NOTES

1. Fictional house drawn for a product demonstration. All plan objects and figures are the plugin's.
2. Stair void and DN arrow drawn by ROOMSTAIR; SLAB3D cut the void from the first floor slab.
3. Room colours and legend: ROOMCOLOUR by category. Door and window marks: OPENINGSCHED Tags (schedule on sheet 5).
4. Areas on sheet 5: Stratal's reading of NIA, GIA and GEA for homes, a design estimate, not RICS measurement.

Stratal CAD

cad.stratal.co.uk

TITLE
6 Rowan Close: house and garage
First floor plan 1:50

PROJECT	DRAWN
6 Rowan Close (fictional)	Stratal CAD demo

DRAWING NO.	SHEET	SCALE	SIZE
STR-ROOMS-002	2 of 6	1:50	A1

SOFTWARE	DATE
Stratal CAD 0.1.8, Plans to 3D Rooms 0.13.0	12 Nov 2026

STATUS
DEMONSTRATION DRAWING - NOT FOR MANUFACTURE

ELEVATIONS 1:50

ROOMELEV: South (front), North (garden), East and West



South elevation

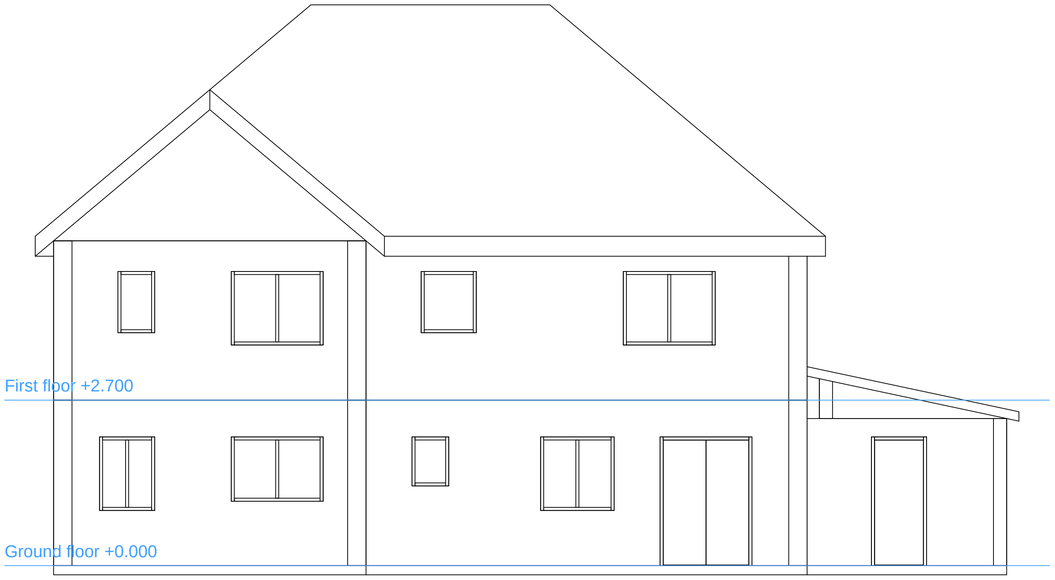

North elevation



East elevation

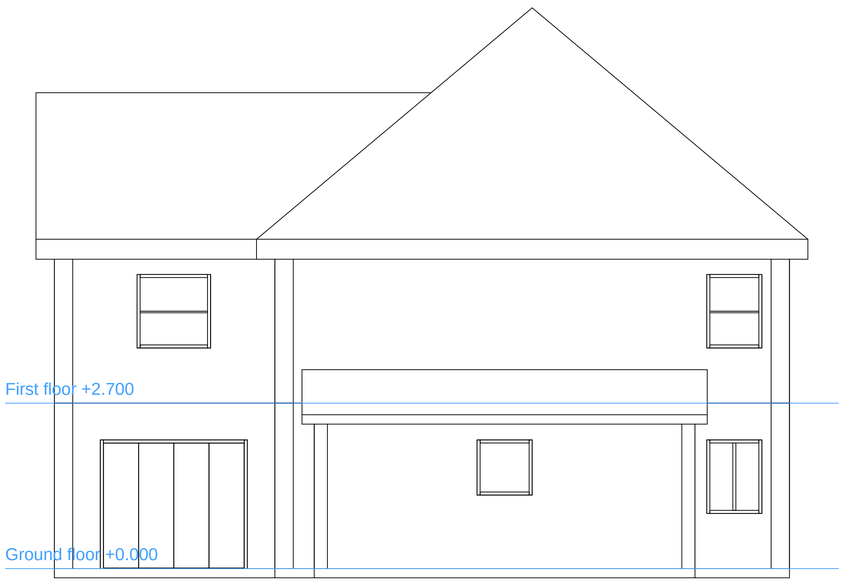

West elevation

NOTES

1. Elevations drawn by ROOMELEV from the 3D model, hidden lines removed by the kernel, with the storey levels and titles. Running ROOMELEV again redraws an elevation after the model changes.
2. Layer colours and lineweights were set for plotting; nothing was redrawn by hand.

Stratal CAD

cad.stratal.co.uk

TITLE
6 Rowan Close: house and garage
Elevations 1:50

PROJECT	DRAWN
6 Rowan Close (fictional)	Stratal CAD demo

DRAWING NO.	SHEET	SCALE	SIZE
STR-ROOMS-003	3 of 6	1:50	A1

SOFTWARE	DATE
Stratal CAD 0.1.8, Plans to 3D Rooms 0.13.0	12 Nov 2026

STATUS
DEMONSTRATION DRAWING - NOT FOR MANUFACTURE

SECTIONS 1:50

ROOMSECTION: A-A through the garage, living room, stair and dining room; B-B through the dining room, kitchen and wing; C-C along the stair

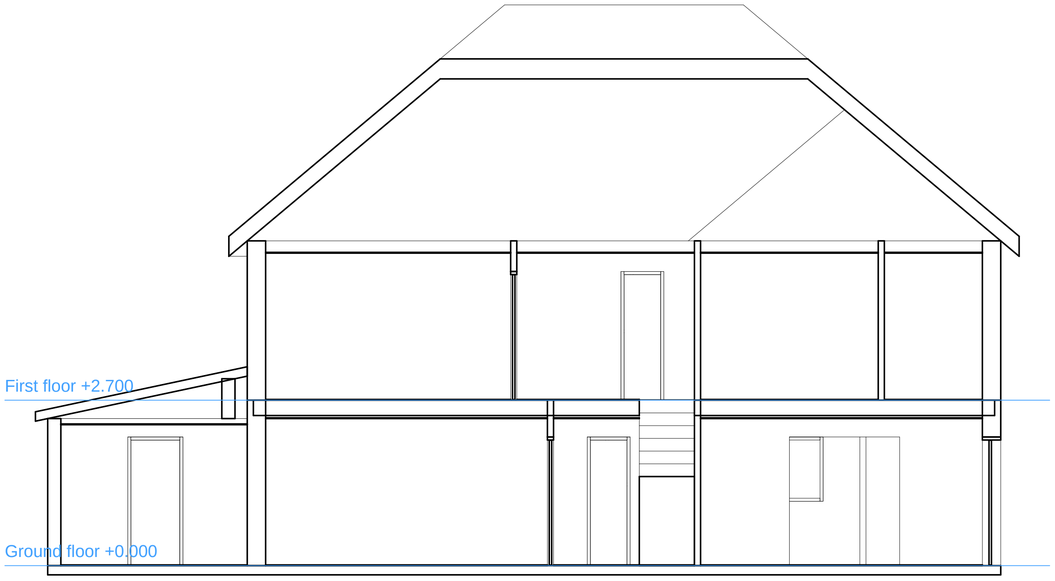

Section A-A

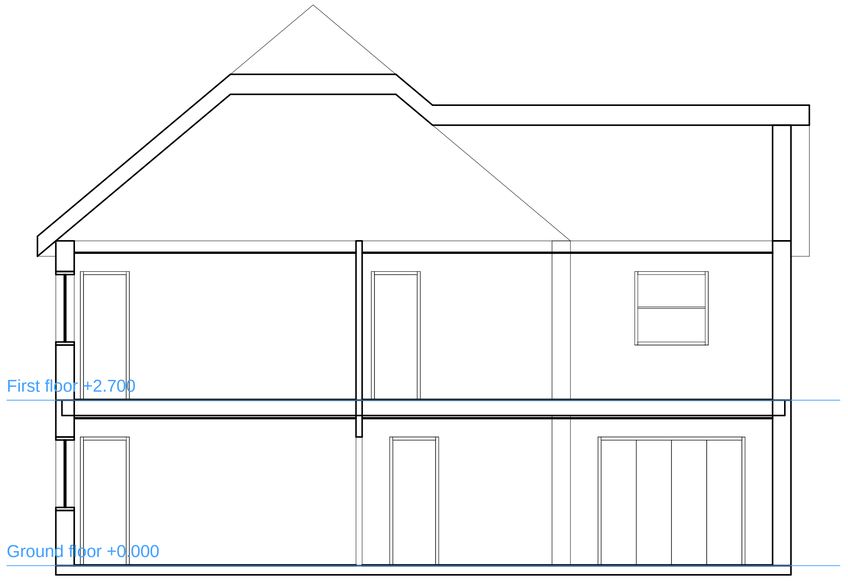

Section B-B

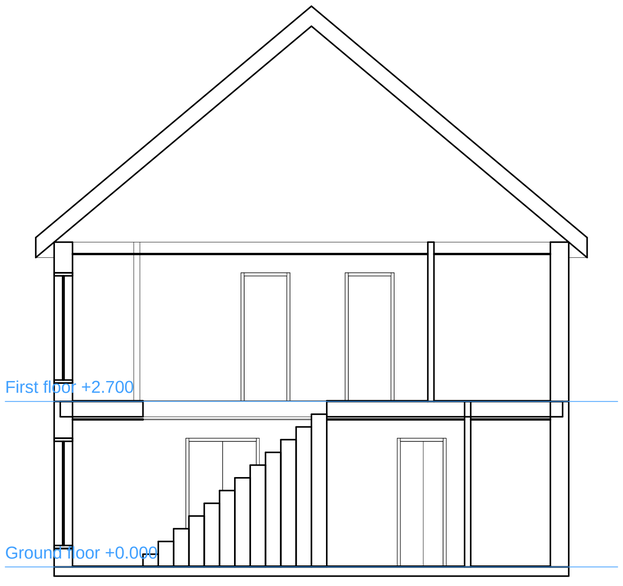

Section C-C

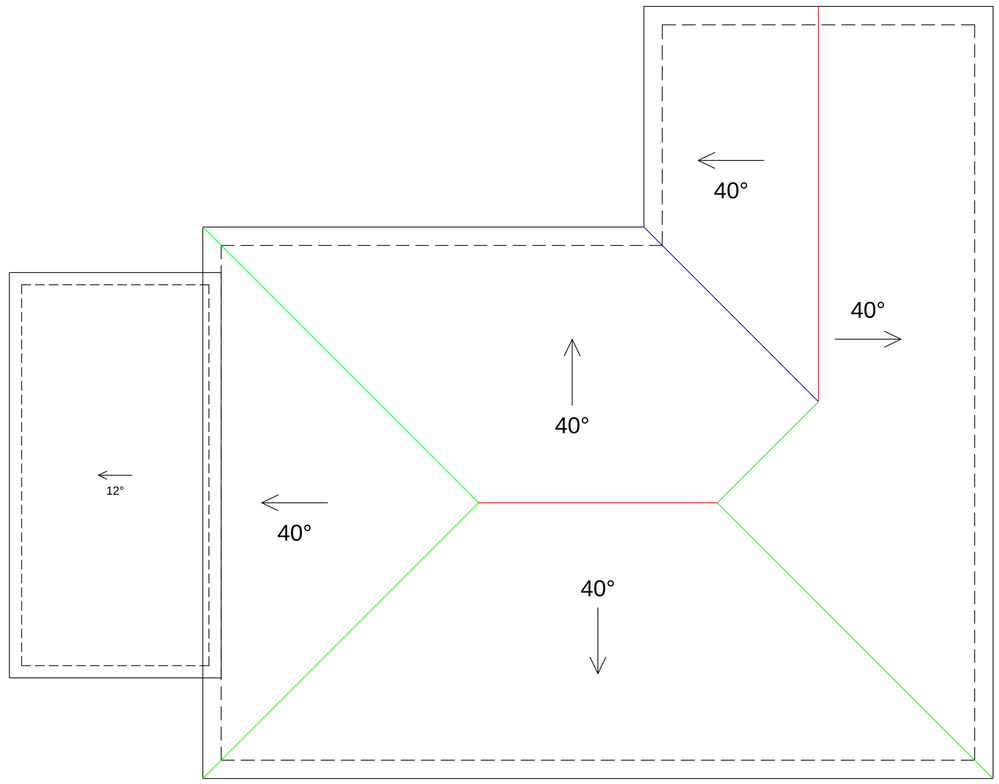

ROOF PLAN 1:50

ROOF3D, ROOFEDIT: eaves, wall line (dashed), ridges, hips, valley, slope arrows

Roof schedule

Item	Unit	Roof 7502	Roof 7804
Shape		gable	mono
Pitch	deg	40.0	12.0
Eaves height	mm	5300.0	2400.0
Ridge height	mm	8824.2	3092.4
Ridge above the eaves	mm	3524.2	692.4
Roof area (on the slope)	m2	178.345	23.382
Plan area	m2	136.620	22.871
Ridge length	mm	10350.0	0.0
Hip length	mm	24912.8	0.0
Valley length	mm	4686.6	0.0
Eaves length	mm	45300.0	6615.0
Verge length	mm	7440.8	13684.5
Longest rafter	mm	5874.3	3534.7
Slope 1 area	m2	18.695	23.382
Slope 2 area	m2	38.741	-
Slope 3 area	m2	26.434	-
Slope 4 area	m2	49.344	-
Slope 5 area	m2	45.130	-

NOTES

1. Sections drawn by ROOMSECTION on the lines marked on the plans: cut outlines heavy, what is seen beyond light.
2. Roof plan drawn by the roof objects (ROOF3D, ROOFEDIT): main roof 40 degrees, hipped, with a gable on the kitchen wing; garage roof mono-pitch at 12 degrees.
3. Roof schedule placed by ROOFSCHEDULE Table.

Stratal CAD

cad.stratal.co.uk

TITLE
6 Rowan Close: house and garage
Sections and roof plan 1:50

PROJECT	DRAWN
6 Rowan Close (fictional)	Stratal CAD demo

DRAWING NO.	SHEET	SCALE	SIZE
STR-ROOMS-004	4 of 6	1:50	A1

SOFTWARE	DATE
Stratal CAD 0.1.8, Plans to 3D Rooms 0.13.0	12 Nov 2026

STATUS
DEMONSTRATION DRAWING - NOT FOR MANUFACTURE

SCHEDULES

WALL SCHEDULE (WALLSCHED)

Wall schedule

Type	Storey	Walls	Thickness (mm)	Height (mm)	Length (m)	Gross (m2)	Openings (m2)	Net (m2)	Volume (m3)	Finishes
Block partition 100	Ground floor	6	100	2700	32.70	88.29	14.49	73.80	7.380	White emulsion on plaster / White emulsion on plaster
Brick wall 215	Ground floor	3	215	2400	12.60	30.24	7.74	22.50	4.838	White masonry paint / Red facing brick
Cavity wall 300	Ground floor	6	300	2700	47.40	127.98	31.70	96.28	28.885	White emulsion on plaster / Red facing brick
Cavity wall 300	First floor	6	300	2600	47.40	123.24	18.48	104.76	31.428	White emulsion on plaster / Red facing brick
Stud partition 100	First floor	8	100	2600	39.60	102.96	12.60	90.36	9.036	White emulsion on acoustic plasterboard / White emulsion on acoustic plasterboard
Total		29			179.70	472.71	85.00	387.71	81.567	

DOOR AND WINDOW SCHEDULE (OPENINGSCHED)

Door and window schedule

Mark	Type	Width (mm)	Height (mm)	Sill (mm)	Storey	Wall (mm)	Rooms	Notes
W01	window	1500	1050	1050	Ground floor	300	Kitchen / family / outside	casement, 2 lights
W02	window	900	1200	900	Ground floor	300	Utility / outside	casement, 2 lights
D01	door	800	2100	0	Ground floor	100	Kitchen / family / Utility	single leaf
D02	door	900	2100	0	Ground floor	300	Utility / outside	single leaf
D03	door	2400	2100	0	Ground floor	300	Kitchen / family / outside	folding, 4 leaves
D04	door	1500	2100	0	Ground floor	300	Study / outside	double leaf, opens to the other side
W03	window	1200	1200	900	Ground floor	300	Study / outside	casement, 2 lights
W04	window	600	800	1300	Ground floor	300	Cloakroom WC / outside	
D05	door	900	2100	0	Ground floor	215	Garage / outside	single leaf
W05	window	1800	1200	900	Ground floor	300	Kitchen / family / outside	sliding
D06	door	700	2100	0	Ground floor	100	Cloakroom WC / Hall	single leaf, opens to the other side
D07	door	800	2100	0	Ground floor	100	Study / Hall	sliding, two leaves
D08	door	800	2100	0	Ground floor	100	Hall / Kitchen / family	single leaf, opens to the other side
OP01	opening	1800	2100	0	Ground floor	100	Kitchen / family / Dining room	
W06	window	900	900	1200	Ground floor	215	Garage / outside	
D09	door	1200	2100	0	Ground floor	100	Living room / Hall	double leaf
D10	door	2400	2100	0	Ground floor	300	Dining room / outside	sliding, two leaves
D11	door	2400	2100	0	Ground floor	215	Garage / outside	double leaf, opens to the other side
W07	window	900	1200	900	Ground floor	300	Living room / outside	casement, 2 lights
D12	door	800	2100	0	Ground floor	100	Hall / Dining room	single leaf, opens to the other side
W08	window	2400	1200	900	Ground floor	300	Living room / outside	casement, 4 lights
D13	door	1000	2100	0	Ground floor	300	Hall / outside	single leaf
W09	window	500	1800	300	Ground floor	300	Hall / outside	
W10	window	2400	1200	900	Ground floor	300	Dining room / outside	casement, 4 lights
W11	window	1500	1200	900	First floor	300	Bedroom 1 / outside	casement, 2 lights
W12	window	600	1000	1100	First floor	300	En-suite 1 / outside	
D14	door	700	2100	0	First floor	100	Bedroom 1 / En-suite 1	single leaf
W13	window	1200	1200	900	First floor	300	Bedroom 1 / outside	sash
W14	window	1500	1200	900	First floor	300	Bedroom 4 / outside	casement, 2 lights
W15	window	900	1000	1100	First floor	300	Bathroom / outside	
W16	window	1800	1200	900	First floor	300	Bedroom 1 / outside	casement, 3 lights
D15	door	700	2100	0	First floor	100	Bathroom / Landing	single leaf, opens to the other side
D16	door	800	2100	0	First floor	100	Landing / Bedroom 1	single leaf, opens to the other side
D17	door	800	2100	0	First floor	100	Bedroom 4 / Landing	single leaf, opens to the other side
D18	door	700	2100	0	First floor	100	Bedroom 2 / En-suite 2	single leaf
W17	window	600	1000	1100	First floor	300	En-suite 2 / outside	sash
D19	door	800	2100	0	First floor	100	Bedroom 3 / Landing	single leaf, opens to the other side
D20	door	700	2100	0	First floor	100	Landing / Linen store	single leaf
W18	window	900	1200	900	First floor	300	Bedroom 2 / outside	sash
W19	window	900	1200	900	First floor	300	Bedroom 3 / outside	sash
D21	door	800	2100	0	First floor	100	Landing / Bedroom 2	single leaf, opens to the other side
W20	window	1800	1200	900	First floor	300	Bedroom 3 / outside	casement, 3 lights
W21	window	900	1800	300	First floor	300	Landing / outside	
W22	window	1800	1200	900	First floor	300	Bedroom 2 / outside	casement, 3 lights
W23	window	900	1200	900	First floor	300	Bedroom 2 / outside	sash

FINISHES SCHEDULE (ROOMFINISHES)

Finishes schedule

Element	Finish	Quantity	Unit	Rooms
Floor	Beige carpet	73.05	m2	108, 104, 107, 102
Floor	Charcoal porcelain tile	17.02	m2	G03, 103, 105, 101
Floor	Engineered oak	58.42	m2	G07, G06, G08
Floor	Grey carpet	16.60	m2	106, 109
Floor	Light grey porcelain tile	30.04	m2	G02, G01
Floor	Power-floated concrete	17.60	m2	G05
Floor	Walnut boards	12.88	m2	G04
Walls	Cream emulsion	248.97	m2	G07, G06, G08, 108, 104, 107, 102
Walls	Sage emulsion	29.25	m2	G04
Walls	White ceramic tile	71.70	m2	G03, 103, 105, 101
Walls	White ceramic tile splashback, white emulsion	15.03	m2	G01
Walls	White emulsion	77.42	m2	G02, 106, 109
Walls	White masonry paint	32.87	m2	G05
Ceiling	White emulsion on moisture board	17.02	m2	G03, 103, 105, 101
Ceiling	White emulsion on plasterboard	208.59	m2	G07, G04, G06, G08, G02, G01, G05, 108, 104, 106, 109, 107, 102
Skirting	White ceramic tile	30.60	m	G03, 103, 105, 101
Skirting	White gloss	163.20	m	G07, G04, G06, G08, G02, G01, 108, 104, 106, 109, 107, 102
Skirting	(not given)	14.36	m	G05

ROOF SCHEDULE (ROOFSCHEDULE)

Roof schedule

Item	Unit	Roof 7502	Roof 7804
Shape		gable	mono
Pitch	deg	40.0	12.0
Eaves height	mm	5300.0	2400.0
Ridge height	mm	8824.2	3092.4
Ridge above the eaves	mm	3524.2	692.4
Roof area (on the slope)	m2	178.345	23.382
Plan area	m2	136.620	22.871
Ridge length	mm	10350.0	0.0
Hip length	mm	24912.8	0.0
Valley length	mm	4686.6	0.0
Eaves length	mm	45300.0	6615.0
Verge length	mm	7440.8	13684.5
Longest rafter	mm	5874.3	3534.7
Slope 1 area	m2	18.695	23.382
Slope 2 area	m2	38.741	-
Slope 3 area	m2	26.434	-
Slope 4 area	m2	49.344	-
Slope 5 area	m2	45.130	-

BRIEF CHECK (ROOMBRIEF; example targets)

Brief check

Brief	Wanted	Found	Target (m2 each)	Areas (m2)	Difference (m2)	Status	Rooms
Living room	1	1	22.00	22.54	0.54	ok	G07
Dining room	1	1	18.00	21.16	3.16	over	G08
Kitchen / family	1	1	30.00	25.86	-4.14	under	G02
Study	1	1	12.00	12.88	0.88	ok	G04
Utility	1	1	5.00	4.18	-0.82	under	G01
Cloakroom WC	1	1	3.00	2.99	-0.01	ok	G03
Hall	1	1	14.00	14.72	0.72	ok	G06
Garage	1	1	18.00	17.60	-0.40	ok	G05
Bedroom	4	4	14.00	16.00, 14.80, 17.08, 25.17	17.05	over	108, 104, 107, 102
En-suite	2	2	4.00	3.68, 4.84	0.52	over	105, 101
Bathroom	1	1	6.00	5.51	-0.49	ok	103
Playroom	1	0	12.00		-12.00	missing	
Landing		1		15.50	15.50	not in brief	106
Linen store		1		1.10	1.10	not in brief	109

AREA SCHEDULE BY STOREY (ROOMAREAS)

Area schedule

Storey	Level (mm)	Rooms	NIA (m2)	Circulation (m2)	All rooms (m2)	Internal walls (m2)	GIA (m2)	External walls (m2)	GEA (m2)
Ground floor	0	8	89.61	14.72	121.93	3.15	125.08	16.82	141.90
First floor	2700	9	88.18	15.50	103.68	3.80	107.48	14.17	121.65
Total		17	177.79	30.22	225.61	6.94	232.55	30.99	263.55

ROOM SCHEDULE (the plugin's ROOMEXPORT file in room-number order, in a core TABLE)

Number	Room	Storey	Area (m2)	Perimeter (m)	Ceiling height (mm)	Wall area gross (m2)	Wall area net of openings (m2)	Floor finish	Wall finish	Ceiling finish	Skirting finish	Skirting (m)
101	En-suite 1	First floor	4.84	8.80	2400	21.12	19.05	Charcoal porcelain tile	White ceramic tile	White emulsion on moisture board	White ceramic tile	8.10
102	Bedroom 1	First floor	25.17	22.60	2400	54.24	45.69	Beige carpet	Cream emulsion	White emulsion on plasterboard	White gloss	21.10
103	Bathroom	First floor	5.51	9.60	2400	23.04	20.67	Charcoal porcelain tile	White ceramic tile	White emulsion on moisture board	White ceramic tile	8.90
104	Bedroom 4	First floor	14.80	15.40	2400	36.96	33.48	Beige carpet	Cream emulsion	White emulsion on plasterboard	White gloss	14.60
105	En-suite 2	First floor	3.68	7.80	2400	18.72	16.65	Charcoal porcelain tile	White ceramic tile	White emulsion on moisture board	White ceramic tile	7.10
106	Landing	First floor	15.50	17.40	2400	41.76	30.48	Grey carpet	White emulsion	White emulsion on plasterboard	White gloss	12.80
107	Bedroom 2	First floor	17.08	18.40	2400	44.16	36.69	Beige carpet	Cream emulsion	White emulsion on plasterboard	White gloss	16.90
108	Bedroom 3	First floor	16.00	16.00	2400	38.40	33.48	Beige carpet	Cream emulsion	White emulsion on plasterboard	White gloss	15.20
109	Linen store	First floor	1.10	4.20	2400	10.08	8.61	Grey carpet	White emulsion	White emulsion on plasterboard	White gloss	3.50
G01	Utility	Ground floor	4.18	8.20	2400	19.68	15.03	Light grey porcelain tile	White ceramic tile splashback, white emulsion	White emulsion on plasterboard	White gloss	6.50
G02	Kitchen / family	Ground floor	25.86	22.60	2400	54.24	38.33	Light grey porcelain tile	White emulsion	White emulsion on plasterboard	White gloss	16.80
G03	Cloakroom WC	Ground floor	2.99	7.20	2400	17.28	15.33	Charcoal porcelain tile	White ceramic tile	White emulsion on moisture board	White ceramic tile	6.50
G04	Study	Ground floor	12.88	14.80	2400	35.52	29.25	Walnut boards	Sage emulsion	White emulsion on plasterboard	White gloss	12.50
G05	Garage	Ground floor	17.60	17.66	2300	40.61	32.87	Power-floated concrete	White masonry paint	White emulsion on plasterboard		14.36
G06	Hall	Ground floor	14.72	17.40	2400	41.76	29.73	Engineered oak	Cream emulsion	White emulsion on plasterboard	White gloss	12.10
G07	Living room	Ground floor	22.54	19.00	2400	45.60	39.12	Engineered oak	Cream emulsion	White emulsion on plasterboard	White gloss	17.80
G08	Dining room	Ground floor	21.16	18.40	2400	44.16	30.78	Engineered oak	Cream emulsion	White emulsion on plasterboard	White gloss	13.40
	Total		225.61									

NOTES

1. Every table on this sheet was placed by the plugin's own Table option: OPENINGSCHED, WALLSCHED, ROOMFINISHES, ROOMAREAS, ROOMBRIEF, ROOFSCHEDULE. The room schedule is its ROOMEXPORT file.
2. The brief's target areas are example figures written for this demonstration.
3. Areas are a design estimate, not RICS measurement. Wall lengths are on centre lines.

Stratal CAD

cad.stratal.co.uk

TITLE
6 Rowan Close: house and garage
Schedules

PROJECT
6 Rowan Close (fictional)

DRAWN
Stratal CAD demo

DRAWING NO.
STR-ROOMS-005

SHEET
5 of 6

SCALE
1:75

SIZE
A1

SOFTWARE
Stratal CAD 0.1.8, Plans to 3D Rooms 0.13.0

DATE
12 Nov 2026

STATUS
DEMONSTRATION DRAWING - NOT FOR MANUFACTURE

3D VIEWS



FRONT AND EAST SIDE FROM THE SOUTH-EAST



GARDEN SIDE: GARAGE, STUDY DOORS, FOLDING DOORS, WING GABLE



FRONT AND GARAGE FROM THE SOUTH-WEST



KITCHEN WING AND GABLE FROM THE NORTH-EAST



FROM ABOVE: THE ROOMS OVERVIEW CAMERA



KITCHEN AND FAMILY ROOM, ROOM LIGHT ON



HALL AND STAIR FROM THE HALL'S ROOMCAMERAS VIEW

NOTES

1. RENDERSTILL images of the plugin's model: look scheme Warm (ROOMLOOK), floor finishes, ceilings and skirting (ROOMINTERIOR), modelled furniture (ROOMFURNISH) and room lights (ROOMLIGHTS).
2. Interior views are from the cameras ROOMCAMERAS saved in each room. Images are as rendered, not edited.

Stratal CAD

cad.stratal.co.uk

TITLE
6 Rowan Close: house and garage
3D views

PROJECT		DRAWN	
6 Rowan Close (fictional)		Stratal CAD demo	
DRAWING NO.	SHEET	SCALE	SIZE
STR-ROOMS-006	6 of 6	NTS	A1
SOFTWARE		DATE	
Stratal CAD 0.1.8, Plans to 3D Rooms 0.13.0		12 Nov 2026	

STATUS
DEMONSTRATION DRAWING - NOT FOR MANUFACTURE