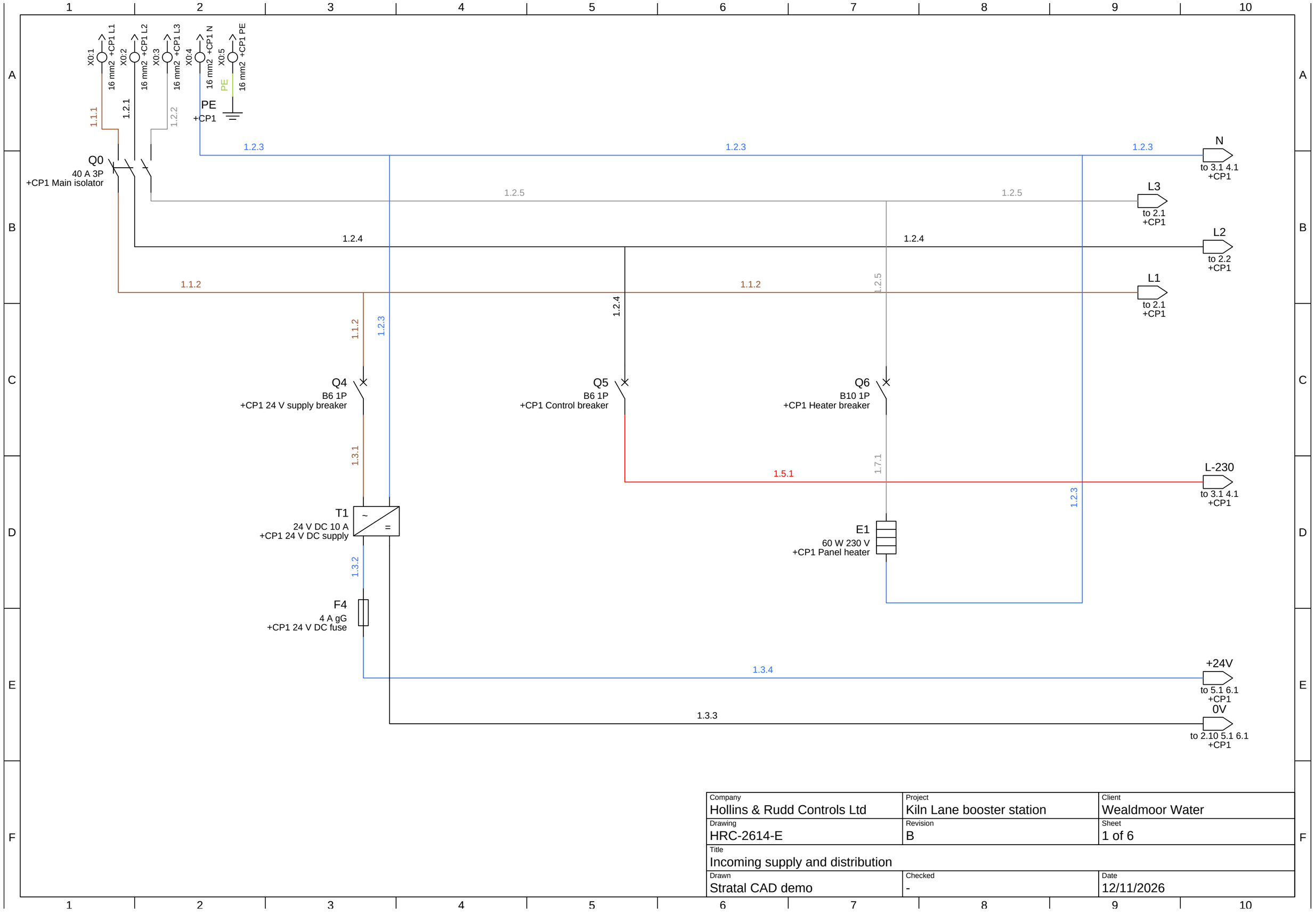

Company: Hollins & Rudd Controls Ltd	Project: Kiln Lane booster station	Client: Wealdmoor Water
Drawing: HRC-2614-E	Revision: B	Sheet: 1 of 6
Title: Incoming supply and distribution		
Drawn: Stratal CAD demo	Checked: -	Date: 12/11/2026

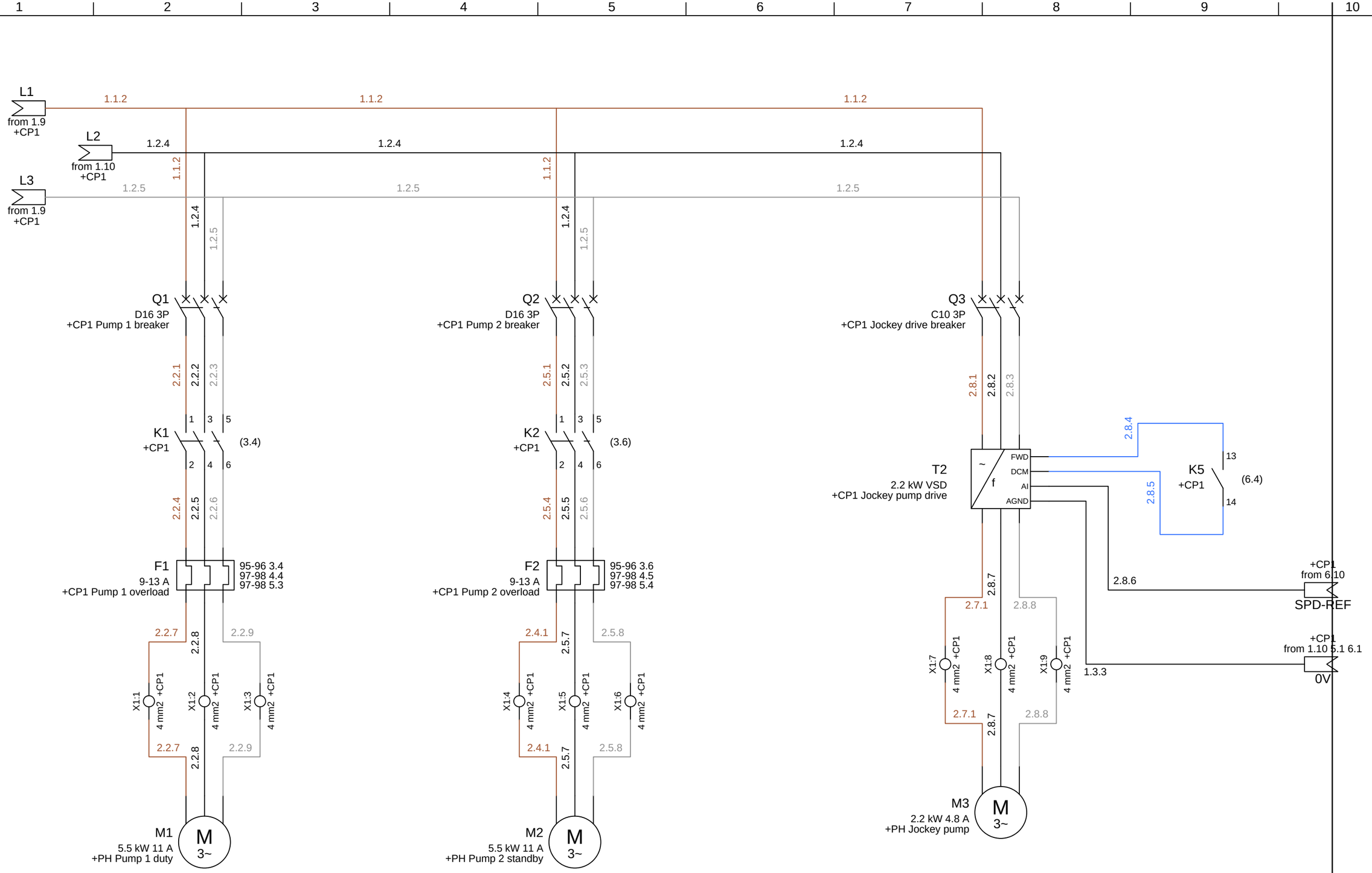

Company: Hollins & Rudd Controls Ltd	Project: Kiln Lane booster station	Client: Wealdmoor Water
Drawing: HRC-2614-E	Revision: B	Sheet: 2 of 6
Title: Pump motor starters 400 V		
Drawn: Stratal CAD demo	Checked: -	Date: 12/11/2026

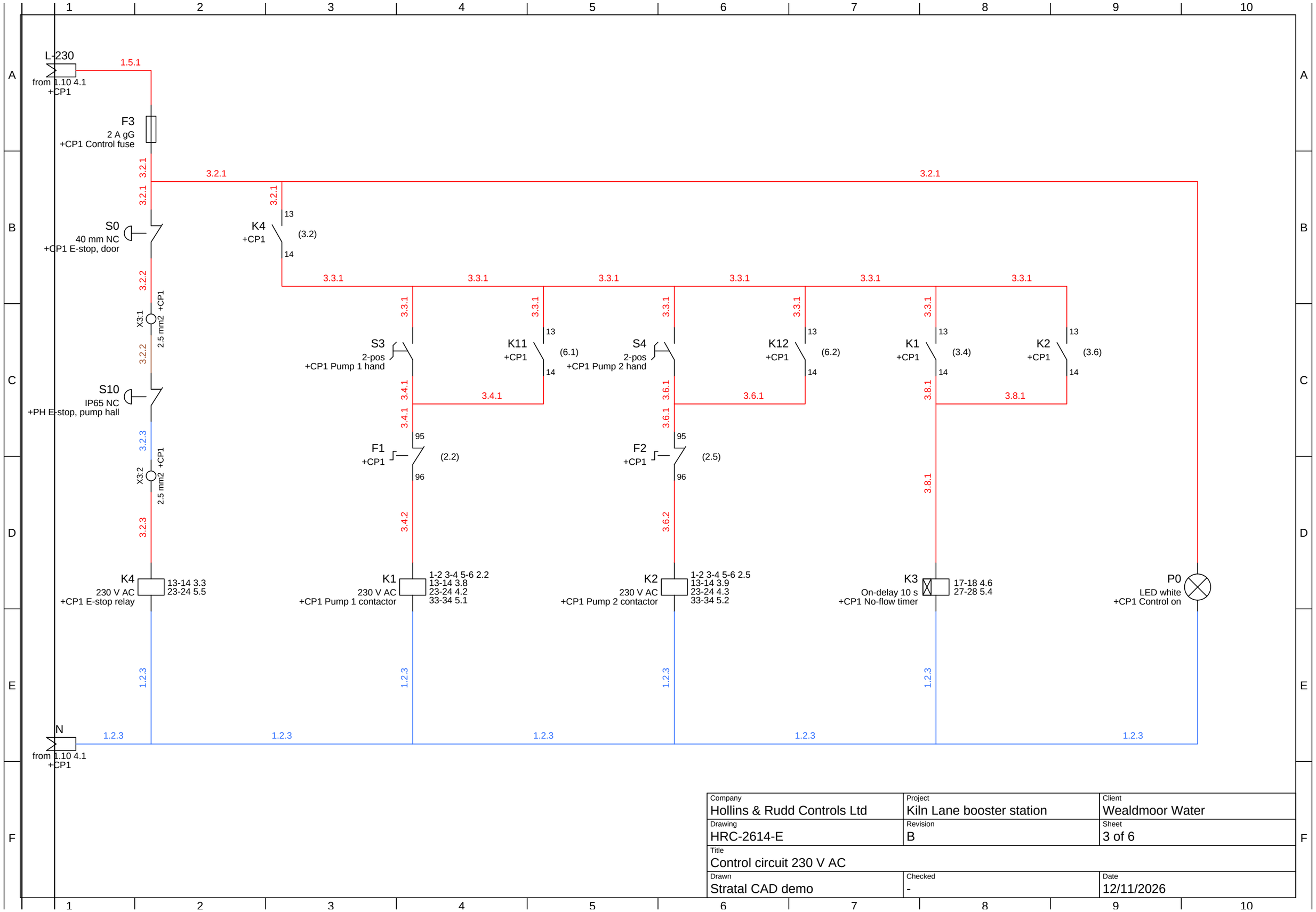

Company: Hollins & Rudd Controls Ltd	Project: Kiln Lane booster station	Client: Wealdmoor Water
Drawing: HRC-2614-E	Revision: B	Sheet: 3 of 6
Title: Control circuit 230 V AC		
Drawn: Stratal CAD demo	Checked: -	Date: 12/11/2026

L-230
from 1.10 3.1
+CP1

1.5.1

K1
+CP1
(3.4)
23
24
4.2.1

K2
+CP1
(3.6)
23
24
4.3.1

F1
+CP1
(2.2)
97
98
4.4.1

F2
+CP1
(2.5)
97
98
4.5.1

K3
+CP1
(3.8)
17
18
4.6.1

(6.5)
11
14
+CP1
K6
12
4.7.1
4.7.2

K7
+CP1
(6.6)
13
14
4.9.1

K7
+CP1
(6.6)
23
24
4.10.1
4.10.2
X3:3
X3:4
2.5 mm2 +CP1 Telemetry alarm
2.5 mm2 +CP1 Telemetry alarm

P1
LED green
+CP1 Pump 1 running

P2
LED green
+CP1 Pump 2 running

P3
LED amber
+CP1 Pump 1 tripped

P4
LED amber
+CP1 Pump 2 tripped

P5
LED amber
+CP1 No flow

P6
LED green
+CP1 Healthy

P7
LED red
+CP1 Fault

P8
Sounder
+CP1 Alarm sounder

1.2.3

N
from 1.10 3.1
+CP1

Company: Hollins & Rudd Controls Ltd	Project: Kiln Lane booster station	Client: Wealdmoor Water
Drawing: HRC-2614-E	Revision: B	Sheet: 4 of 6
Title: Indication and alarms 230 V AC		
Drawn: Stratal CAD demo	Checked: -	Date: 12/11/2026

+24V
from 1.10 6.1
+CP1

1.3.4

K1 +CP1 (3.4) 33 34 5.1.1
K2 +CP1 (3.6) 33 34 5.2.1
F1 +CP1 (2.2) 97 98 5.3.1
F2 +CP1 (2.5) 97 98 5.4.1
K3 +CP1 (3.8) 27 28 5.4.2
K4 +CP1 (3.2) 23 24 5.5.1
S5 2-pos +CP1 Auto selected 5.6.1
S6 22 mm blue +CP1 Fault reset 5.7.1

B1 P 0.5 bar +PH Suction low 5.8.1
B2 IP67 +PH NRV open 5.9.1
B3 M18 PNP +BT Tank high 5.9.2

X2:1 2.5 mm2 +CP1
X2:2 2.5 mm2 +CP1
X2:3 2.5 mm2 +CP1
X2:4 2.5 mm2 +CP1
X2:5 2.5 mm2 +CP1
X2:6 2.5 mm2 +CP1
X2:7 2.5 mm2 +CP1

1.3.3

A1 I:2/0 +CP1 P1 run
A2 I:2/1 +CP1 P2 run
A3 I:2/2 +CP1 P1 trip
A4 I:2/3 +CP1 P2 trip
A5 I:2/4 +CP1 No flow
A6 I:2/5 +CP1 E-stop
A7 I:2/6 +CP1 Auto
A8 I:2/7 +CP1 Reset PB
A9 I:3/0 +CP1 Suction low
A10 I:3/1 +CP1 NRV open
A11 I:3/2 +CP1 Tank hi

0V
from 1.10 2.10 6.1
+CP1

Company: Hollins & Rudd Controls Ltd	Project: Kiln Lane booster station	Client: Wealdmoor Water
Drawing: HRC-2614-E	Revision: B	Sheet: 5 of 6
Title: PLC digital inputs 24 V DC		
Drawn: Stratal CAD demo	Checked: -	Date: 12/11/2026



Company: Hollins & Rudd Controls Ltd	Project: Kiln Lane booster station	Client: Wealdmoor Water
Drawing: HRC-2614-E	Revision: B	Sheet: 6 of 6
Title: PLC outputs and analog I/O		
Drawn: Stratal CAD demo	Checked: -	Date: 12/11/2026