PARTS AS DRAWN (1:10)



CL-01 x 12 GU-03 x 24 SP-01 x 4

HLF-2614A FOLLOW-ON, S275 10 mm (STR-NST-005)

S275 STEEL 10 mm, PLASMA: NEST ON STR-NST-002

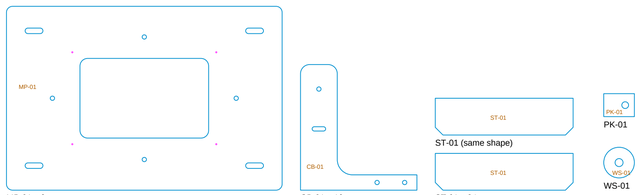

MP-01 x 3 CB-01 x 12 ST-01 x 24 ST-01 (same shape) PK-01 WS-01

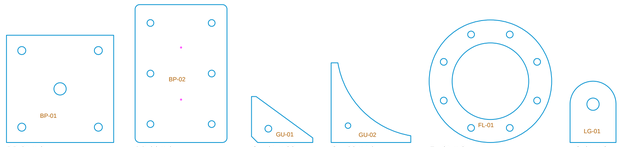

BP-01 x 8 BP-02 x 6 GU-01 x 32 GU-02 x 16 FL-01 x 6 LG-01 x 8



S275 offcut from the rack
(NESTOFFCUT Add: O4)

304 STAINLESS 2 mm, No. 4 BRUSHED, LASER: STR-NST-003

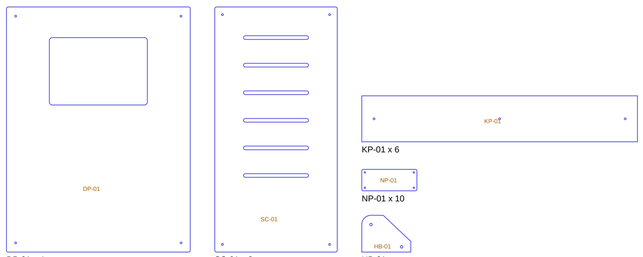

DP-01 x 4 SC-01 x 8 KP-01 x 6 NP-01 x 10 HB-01



304 offcut, outline stock sheet
(NESTRUN Stock Outline)

5083 ALUMINIUM 5 mm, LASER: STR-NST-004

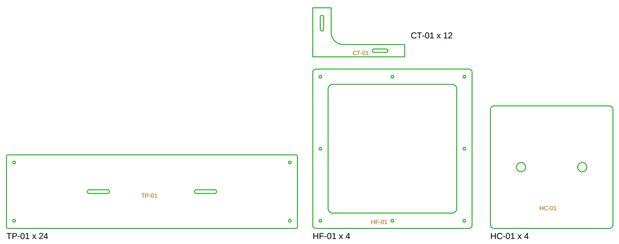

CT-01 x 12

TP-01 x 24 HF-01 x 4 HC-01 x 4

DETAIL: WHAT NESTRUN READS FROM A PART (MP-01, 1:5)

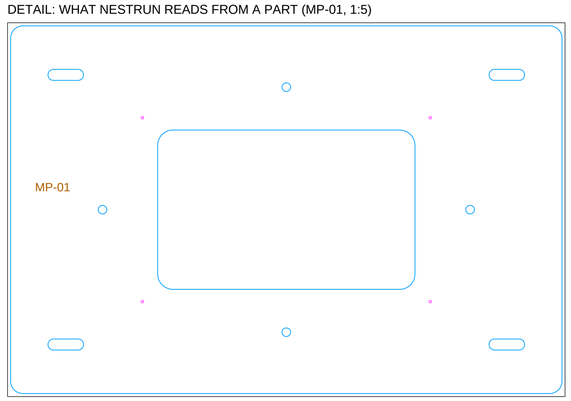

Outline: closed polyline, R20 corners (the part)
Cut-out 420 x 260 R25, 4 slots, 4 holes 14: holes, cut before the outline (cut order)
Text MP-01 inside the outline: the part's name, carried to every copy as part_name for CNC Cut
4 punch marks on PUNCH-MARK: marks, drawn with every copy on NEST-MARKS, never cut

S275 10 mm (NESTREPORT Parts)

Part	Description	Order	Placed	Filler	Area m2	Cut mm	Pierces	Each	Total
BP-01	Column base plate 350 x 350, 5 holes	8	8	0	0.1191	1852	6	16.82	134.54
BP-02	Base plate 300 x 450 R15, 6 holes 22, 2 x M12	6	6	0	0.1325	1888	7	18.64	111.87
GU-01	Gusset 200 x 150, snipe 20, hole 18	32	32	0	0.0169	666	2	3.12	99.76
GU-02	Curved gusset 260 x 260, hole 18	16	16	0	0.0267	979	2	4.50	72.03
FL-01	Flange ring OD 400, bore 250, 8 holes 22	6	6	0	0.0735	2595	10	13.65	81.90
LG-01	Lifting lug 150 x 200, R75 head, hole 40	8	8	0	0.0263	761	2	4.25	34.03
MP-01	Drive mounting plate 900 x 600, cut-out, slots, M10	3	3	0	0.4265	5004	10	55.22	165.66
CB-01	Conveyor end bracket 380 x 410, R50 heel	12	12	0	0.0613	1768	5	10.00	120.05
ST-01	Stiffener 450 x 120, snipes 25	24	24	0	0.0534	1110	1	7.30	175.09
WS-01	Packing washer dia 100, hole 26	16	22	6	0.0073	395	2	1.79	39.40
PK-01	Packer 100 x 75, hole 22	0	18	18	0.0071	419	2	1.79	32.23
Total		131	155	24	6.954	163961	456		1066.56

304 stainless 2 mm

Part	Description	Order	Placed	Filler	Area m2	Cut mm	Pierces	Each	Total
DP-01	Control box door 600 x 800, window 320 x 220	4	4	0	0.4095	3927	6	36.93	147.71
SC-01	Side cover 400 x 800, 6 louvre slots	8	8	0	0.3048	5091	11	29.44	235.48
HB-01	Hinge bracket 160 x 120, 2 holes 8	16	16	0	0.0151	546	3	1.88	30.06
NP-01	Nameplate 180 x 70, 4 holes 4.5	10	10	0	0.0125	548	5	1.87	18.67
KP-01	Kick plate 900 x 150, 3 holes 6	6	6	0	0.1349	2156	4	12.88	77.31
Total		44	44	0	5.252	83599	234		509.23

5083 aluminium 5 mm

Part	Description	Order	Placed	Filler	Area m2	Cut mm	Pierces	Each	Total
TP-01	Tread plate 950 x 240, 4 holes, 2 drain slots	24	24	0	0.2261	2799	7	25.80	619.10
HF-01	Hatch frame 520 x 520, opening 420 x 420	4	4	0	0.0936	3943	10	13.69	54.78
HC-01	Hatch cover 400 x 400, 2 holes 30	4	4	0	0.1585	1767	3	17.66	70.64
CT-01	Cable tray bracket 300 x 160, 2 slots	12	12	0	0.0185	1131	3	3.10	37.25
Total		44	44	0	6.655	103625	256		781.78

HLF-2614A follow-on, S275 10 mm on offcut O4

Part	Description	Order	Placed	Filler	Area m2	Cut mm	Pierces	Each	Total
CL-01	Cleat 150 x 80, 2 holes 14	12	12	0	0.0117	548	3	3.17	37.99
GU-03	Small gusset 100 x 100, hole 14	24	24	0	0.0057	382	2	1.81	43.48
SP-01	Splice plate 200 x 60, 2 holes 18	4	4	0	0.0115	633	3	3.22	12.87
Total		40	40	0	0.323	18287	96		94.33

Every nest (NESTREPORT Summary totals; net % counts remnants kept)

Nest	Main sheet	Sheets	Copies	Used %	Net %	Cut m	Pierces	Job cost
HLF-2614 S275 10 mm	3000 x 1500	2	155	77.3	77.3	164.0	456	1052.89
HLF-2614 304 2 mm	2500 x 1250	3	44	66.1	86.8	83.6	234	509.23
HLF-2614 5083 5 mm	2000 x 1000	5	44	66.6	80.4	103.6	256	764.61
HLF-2614A S275 10 mm	offcut O4	1	40	57.6	57.6	18.3	96	94.33
Kitchen white MFC 18	2800 x 2070	9	165	82.2	87.3	349.7	165	554.73
Kitchen sage MDF 18	2800 x 2070	3	25	61.8	87.9	66.1	25	229.96
Kitchen oak MDF 18	2800 x 2070	1	5	21.9	93.0	11.4	5	43.62
Kitchen MFC back 8	2800 x 2070	4	29	62.5	87.2	82.6	29	109.03

NOTES

1. Parts drawn in Stratal CAD as closed outlines with holes, slots and cut-outs. The text inside each outline is the part's name: True-Shape Nesting reads it. Punch marks (PUNCH-MARK) travel with their part and are never cut.
2. Quantities read by NESTEDIT Order from the order lists HLF-2614 order S275/304/5083.csv. WS-01 and PK-01 are filler parts (NESTEDIT Fill): extra copies only in free room.
3. ST-01 is drawn twice: the identical shapes merge into one part (NESTRUN Merge).
4. Costs at example rates, not prices, no currency: S275 86/m2, 0.95/m, 0.30/pierce; 304 72/m2, 0.60/m, 0.10/pierce; 5083 81/m2, 0.70/m, 0.15/pierce; boards per sheet, 0.40/m, 0.05/pierce.

Stratal CAD
cad.stratal.co.uk

TITLE
TRANSFER TOWER PROFILES HLF-2614
PARTS LIBRARY, ORDERS AND COSTS

PROJECT	DRAWN
Harrow Lane Fabrications (fictional)	Stratal CAD demo

DRAWING NO.	SHEET	SCALE	SIZE
STR-NST-001	1 of 6	1:10	A1

SOFTWARE	DATE
Stratal CAD 0.1.8, True-Shape Nesting 0.10.0	12 Nov 2026

STATUS
DEMONSTRATION DRAWING - NOT FOR MANUFACTURE

NEST 144: S275 STEEL 10 mm ON 3000 x 1500 SHEETS (1:10)

Nest 144: 2 sheet(s), 155 parts placed

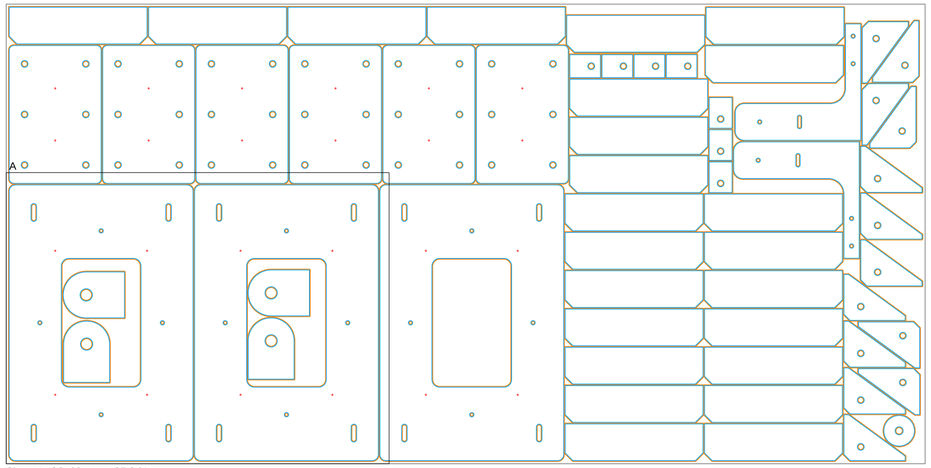

Sheet 1 of 2: 60 parts, 85.8 %

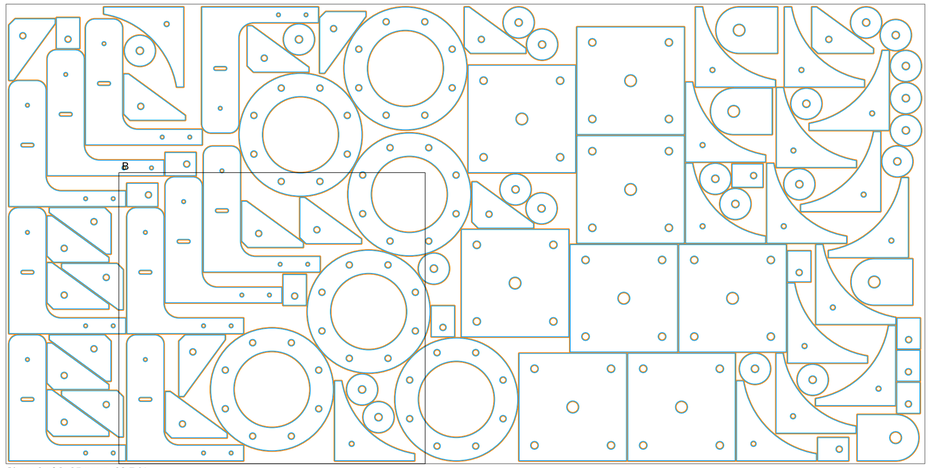

Sheet 2 of 2: 95 parts, 68.7 %

SHEET SUMMARY (NESTREPORT Summary, example rates)

	Copies	Used %	Cut mm	Pierces	CL cut mm	CL pierces	Rapid mm	Material	Machine	Job
Sheet 1	60	85.8	71580	156	51631	197	43192	387.00	108.15	495.15
Sheet 2	95	68.7	92380	300	81519	311	55425	387.00	170.74	557.74
Total	155	77.3	163961	456	133151	508	98618	774.00	278.89	1052.89

Common lines (NESTCOMMON): 508 cut paths, 169 shared edges, 28449.3 mm cut once; cut 161668.1 -> 133151 mm on the kerf's centre line (17.6 % less); pierces 456 -> 508.

True outlines (Summary): 163961.5 mm, 456 pierces. CL = the common-line chains the machine cost uses.

Cut order: holes before their outline, parts in holes before their host, then the nearest next pierce from the sheet's corner; rapid travel 98618 mm in all.

Fillers: 6 extra WS-01 washers and 18 PK-01 packers in free room (NESTEDIT Fill). Parts in holes: 4 LG-01 lugs in the MP-01 cut-outs (detail A).

Utilisation 77.3 % (85.8 % and 68.7 %); no remnant at least 200 mm wide is left.

DETAIL A: LUGS IN CUT-OUTS, CUT ORDER, COMMON LINES (1:4)

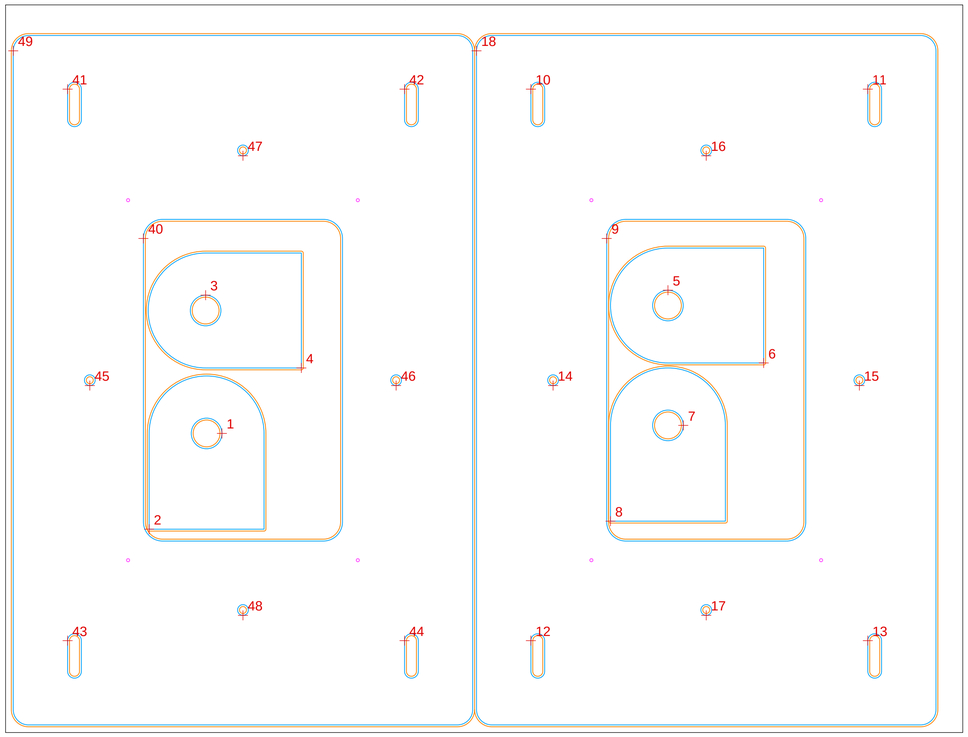

DETAIL B: FLANGE RINGS, FILLER WASHERS AND PACKERS (1:4)

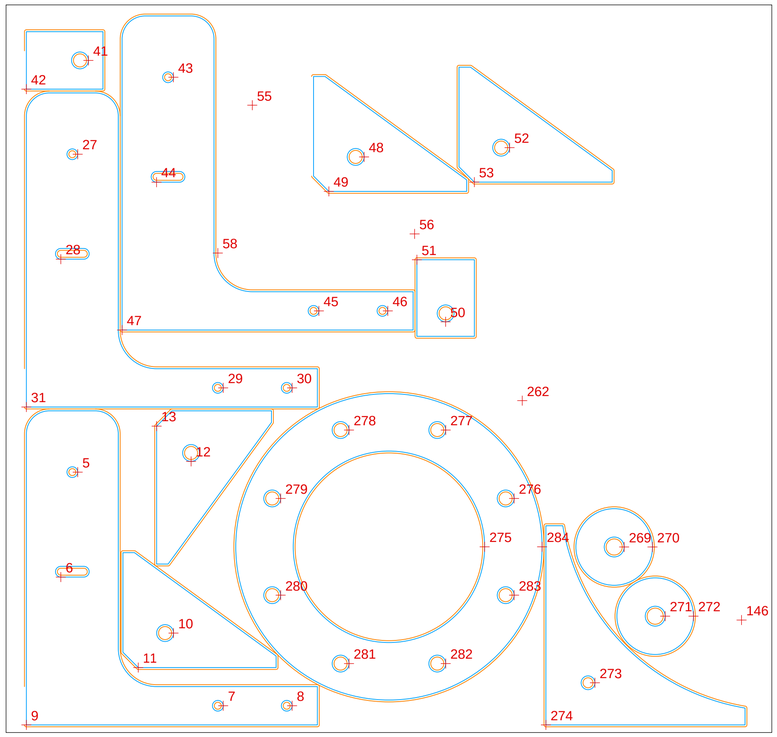

NOTES

1. Nest drawn by NESTRUN / NESTEDIT (Effort Best, parts in holes, true-shape remnants from 200 mm, labels for 1:10). Copies are closed polylines and circles on NEST-PARTS carrying part_name and part_copy for CNC Cut.
2. Orange: common-line cut paths (NESTCOMMON) on the kerf's centre line, 5 mm kerf. Red crosses and numbers: pierce points in cut order from the plugin's per-sheet DXF (NEST_ORDER).
3. Input for CNC Cut & G-code: the copies on NEST-PARTS (NESTSELECT 1 or 2) or plugin outputs/DXF per sheet.

Stratal CAD

cad.stratal.co.uk

TITLE
TRANSFER TOWER PROFILES HLF-2614
S275 10 mm PLASMA NEST, CUT ORDER

PROJECT		DRAWN	
Harrow Lane Fabrications (fictional)		Stratal CAD demo	
DRAWING NO.	SHEET	SCALE	SIZE
STR-NST-002	2 of 6	1:10	A1
SOFTWARE		DATE	
Stratal CAD 0.1.8, True-Shape Nesting 0.10.0		12 Nov 2026	

STATUS
DEMONSTRATION DRAWING - NOT FOR MANUFACTURE

NEST 207: 304 STAINLESS 2 mm, No. 4 BRUSHED (1:10)

Nest 207: 3 sheet(s), 44 parts placed

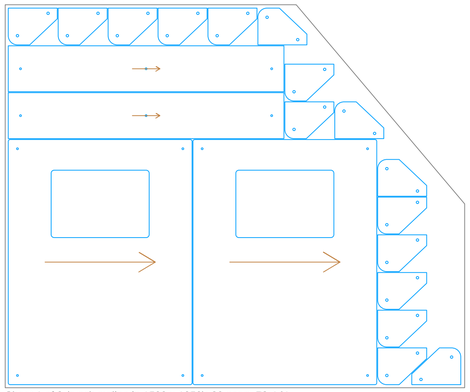

Sheet 1 of 3 (stock outline in 1500 x 1250): 20 parts, 78.4 %

C

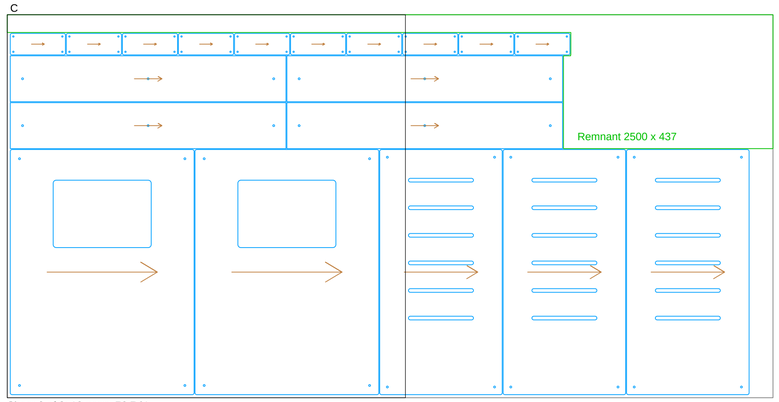

Sheet 2 of 3: 19 parts, 76.7 %



Sheet 3 of 3: 5 parts, 48.8 %

DETAIL C: GRAIN-BOUND DOOR PANELS, SHEET 2 (1:5)

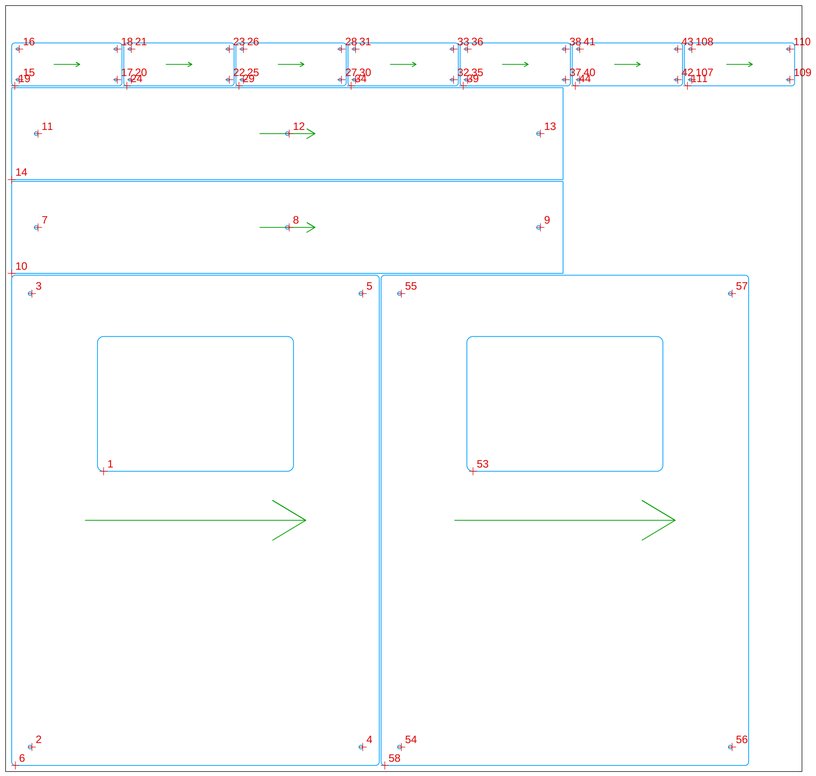

DETAIL D: OFFCUT AS OUTLINE STOCK, SHEET 1 (1:5)

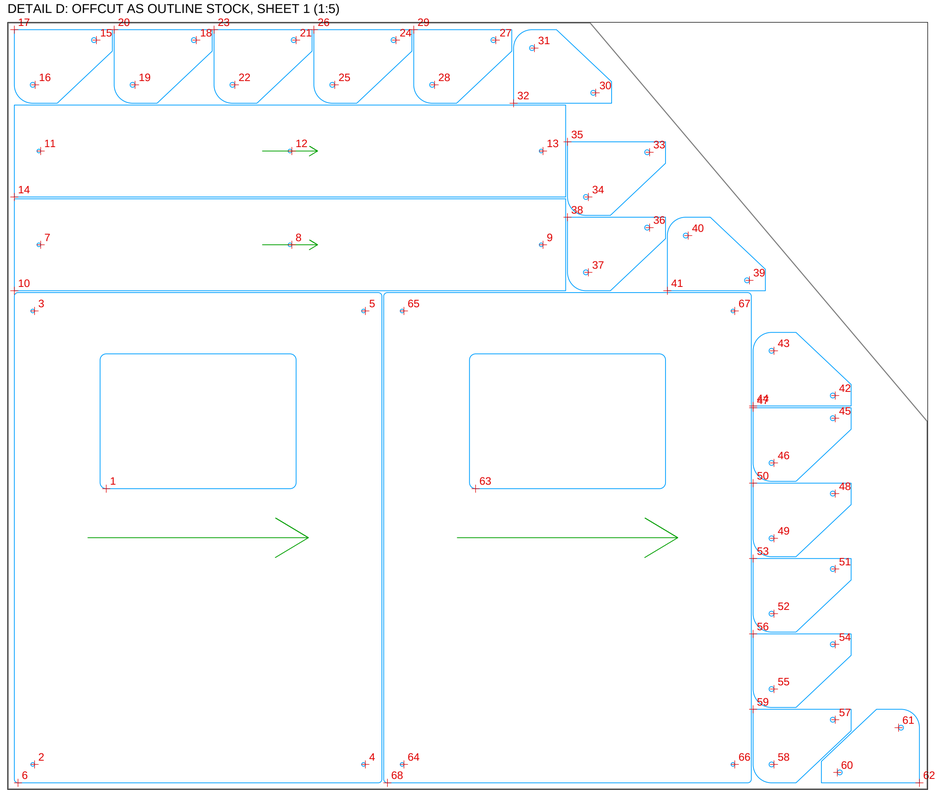

SHEET SUMMARY (NESTREPORT Summary, example rates)

	Stock	Copies	Used %	Rem. m2	Cut mm	Pierces	Rapid mm	Machine	Job
Sheet 1	yes	20	78.4	0.000	20907	68	21584	19.34	141.47
Sheet 2	no	19	76.7	0.402	37235	111	40160	33.44	229.47
Sheet 3	no	5	48.8	1.493	25456	55	25670	20.77	138.29
Total	1 stock	44	66.1	1.895	83599	234	87415	73.56	509.23

OFFCUT LIBRARY (NESTOFFCUT List, version 2 with outlines)

Id	Box mm	Corners	Material	t	From	Used
O1	2500 x 437	10	304 stainless No. 4	2	Nest 207 sheet 2	no
O2	2500 x 1250	10	304 stainless No. 4	2	Nest 207 sheet 3	no
O3	2000 x 1000	8	5083-H111 aluminium	5	Nest 243 sheet 5	no
O4	900 x 700	5	S275 steel	10	shape #131	yes

Save on the S275 nest refused: its sheets are full (no offcut 200 mm wide). O3 corrected by NESTOFFCUT Edit (5083-H111). A wrongly added O5 was removed (NESTOFFCUT Remove). O4 was added from a drawn outline (NESTOFFCUT Add) and used by job HLF-2614A (Use marks it used).

Utilisation 66.1 %; 86.8 % counting the 1.895 m2 of remnants kept.

NOTES

1. Rotation Grain; DP-01, SC-01, NP-01 and KP-01 grain-bound (typed in the True-Shape Nesting dock with PANELSET, written by NESTAPPLY as one undo step): green arrows on NEST-GRAIN. HB-01 may be mirrored.
2. Sheet 1 is the drawn 304 offcut (NESTRUN Stock Outline); remnants are true-shape outlines (NEST-REMNANT), saved to the offcut library as O1 and O2 (NESTOFFCUT Save).
3. Red: pierce points in cut order from the plugin's per-sheet DXF.

Stratal CAD

cad.stratal.co.uk

TITLE
TRANSFER TOWER PROFILES HLF-2614
304 STAINLESS 2 mm LASER NEST

PROJECT	DRAWN		
Harrow Lane Fabrications (fictional)	Stratal CAD demo		
DRAWING NO.	SHEET	SCALE	SIZE
STR-NST-003	3 of 6	1:10	A1
SOFTWARE		DATE	
Stratal CAD 0.1.8, True-Shape Nesting 0.10.0		12 Nov 2026	

STATUS
DEMONSTRATION DRAWING - NOT FOR MANUFACTURE

NEST 243: 5083 ALUMINIUM 5 mm ON 2000 x 1000 SHEETS (1:20)

Nest 243: 5 sheet(s), 44 parts placed



Sheet 1 of 5: 8 parts, 90.4 %



Sheet 2 of 5: 8 parts, 90.4 %



Sheet 3 of 5: 8 parts, 90.4 %

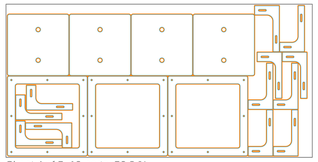

Sheet 4 of 5: 19 parts, 56.8 %

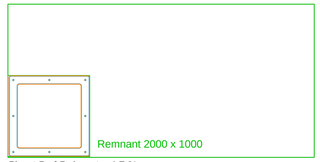

Sheet 5 of 5: 1 parts, 4.7 %

DETAIL E: SHEET 1 = LAYOUT L1, COMMON LINES (1:5)

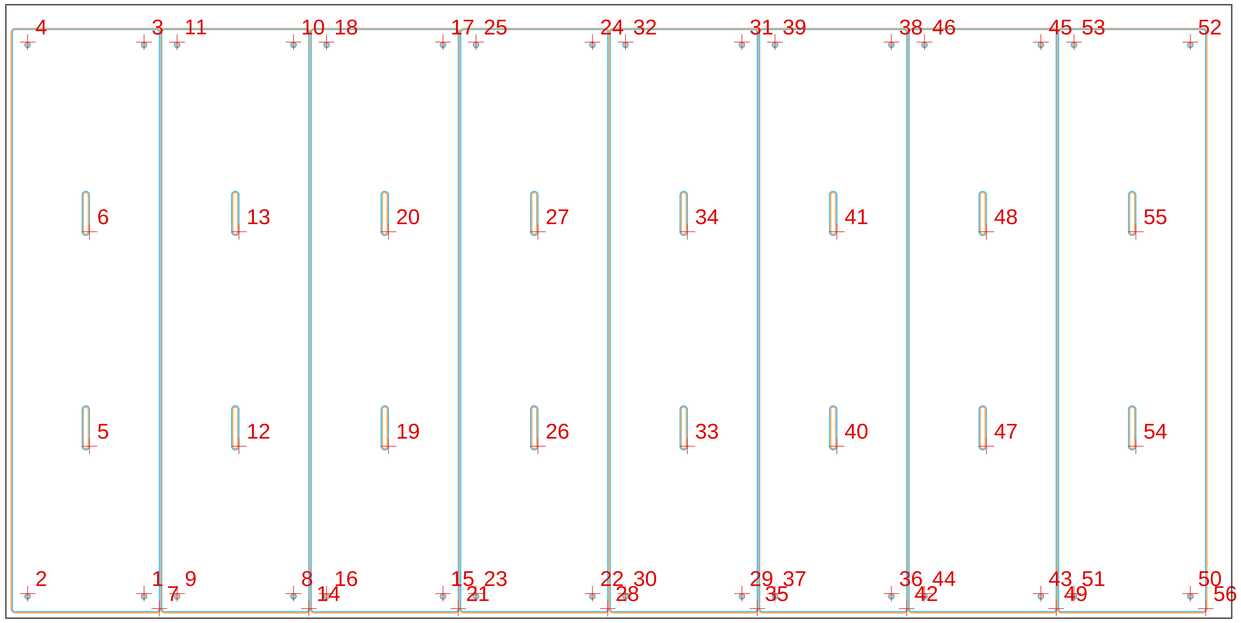

DETAIL F: SHEET 4, BRACKETS IN A FRAME'S OPENING (1:5)

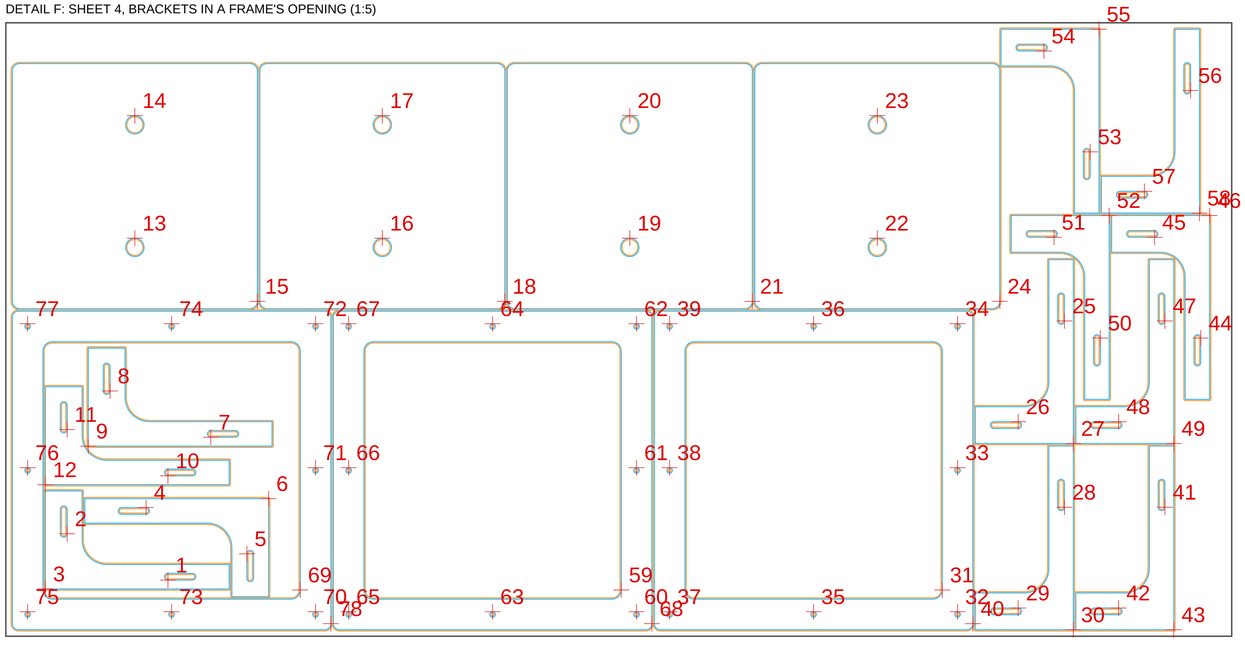

DETAIL G: SHEET 5 AND ITS REMNANT (1:8)

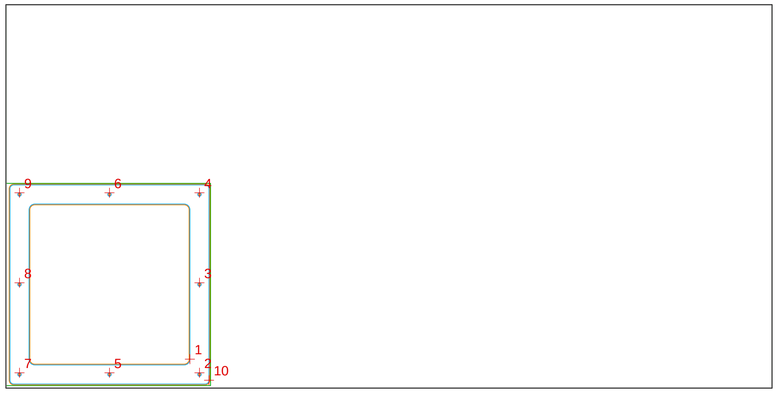

LAYOUTS (NESTREPORT Layouts)

Layout	Sheets	Runs	Copies	Used %	Parts
L1	1-3	3	8	90.4	TP-01 x 8
L2	4	1	19	56.8	HF-01 x 3; HC-01 x 4; CT-01 x 12
L3	5	1	1	4.7	HF-01 x 1
Total	3 layouts	5	44		

SHEET SUMMARY (NESTREPORT Summary, example rates)

	Stock	Copies	Used %	Rem. m2	Cut mm	Pierces	Rapid mm	Machine	Job
Sheet 1	no	8	90.4	0.000	22399	56	27269	19.12	181.12
Sheet 2	no	8	90.4	0.000	22399	56	27269	19.12	181.12
Sheet 3	no	8	90.4	0.000	22399	56	27269	19.12	181.12
Sheet 4	no	19	56.8	0.000	32484	78	21270	32.22	194.22
Sheet 5	no	1	4.7	1.718	3943	10	4217	4.19	27.03
Total	0 stock	44	66.6	1.718	103625	256	107293	93.77	764.61

Common lines (NESTCOMMON): 263 cut paths, 43 shared edges, 23908 mm cut once; 101514.8 -> 77600.5 mm on the kerf's centre line (23.6 % less); pierces 256 -> 263. The machine cost uses these chains.

Cut order: holes first, the four brackets in a frame's opening before that frame; rapid travel 107293 mm.

Utilisation 66.6 %; 80.4 % counting the remnant kept.

NOTES

1. TP-01 at priority 9 (NESTPROPS): sheets 1-3 are one layout, cut one program 3 times (NESTREPORT Layouts). Holes Yes: four CT-01 brackets (may be mirrored) nest in a hatch frame's opening.
2. Orange: common-line cuts (NESTCOMMON, 4 mm kerf). Red: pierce points in cut order (per-sheet DXF).
3. Sheet 5 holds one hatch frame on 4.7 % of it: the plugin warns. Its true-shape remnant is kept as O3.

Stratal CAD

cad.stratal.co.uk

TITLE
TRANSFER TOWER PROFILES HLF-2614
5083 ALUMINIUM 5 mm LASER NEST

PROJECT	DRAWN		
Harrow Lane Fabrications (fictional)	Stratal CAD demo		
DRAWING NO.	SHEET	SCALE	SIZE
STR-NST-004	4 of 6	1:20	A1
SOFTWARE		DATE	
Stratal CAD 0.1.8, True-Shape Nesting 0.10.0		12 Nov 2026	

STATUS
DEMONSTRATION DRAWING - NOT FOR MANUFACTURE

NEST 8881: HLF-2614A ON OFFCUT O4 (1:5)

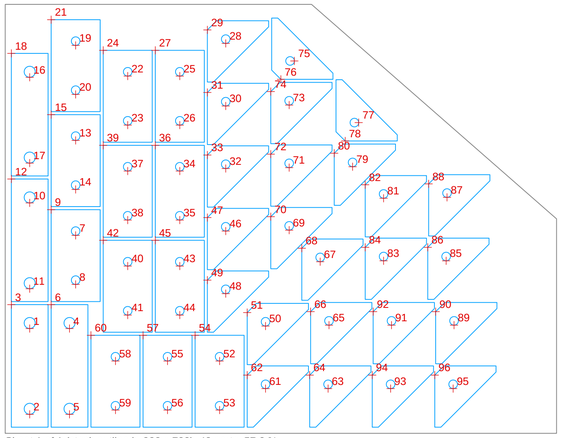

Sheet 1 of 1 (stock outline in 900 x 700): 40 parts, 57.6 %

PART LABELS (NESTREPORT Labels, first 18 of 40)

Label	Name	Copy	Turn	Mirror	x mm	y mm	W mm	H mm
N8881-S1-C1	SP-01	1	270.0	no	40.00	110.00	200.00	60.00
N8881-S1-C2	SP-01	2	270.0	no	40.00	315.00	200.00	60.00
N8881-S1-C3	SP-01	3	270.0	no	40.00	520.00	200.00	60.00
N8881-S1-C4	SP-01	4	270.0	no	105.00	110.00	200.00	60.00
N8881-S1-C5	CL-01	5	270.0	no	115.00	290.00	150.00	80.00
N8881-S1-C6	CL-01	6	270.0	no	115.00	445.00	150.00	80.00
N8881-S1-C7	CL-01	7	270.0	no	115.00	600.00	150.00	80.00
N8881-S1-C8	CL-01	8	270.0	no	180.00	85.00	150.00	80.00
N8881-S1-C9	CL-01	9	270.0	no	200.00	240.00	150.00	80.00
N8881-S1-C10	CL-01	10	270.0	no	200.00	395.00	150.00	80.00
N8881-S1-C11	CL-01	11	270.0	no	200.00	550.00	150.00	80.00
N8881-S1-C12	CL-01	12	270.0	no	265.00	85.00	150.00	80.00
N8881-S1-C13	CL-01	13	270.0	no	285.00	240.00	150.00	80.00
N8881-S1-C14	CL-01	14	270.0	no	285.00	395.00	150.00	80.00
N8881-S1-C15	CL-01	15	270.0	no	285.00	550.00	150.00	80.00
N8881-S1-C16	CL-01	16	270.0	no	350.00	85.00	150.00	80.00
N8881-S1-C17	GU-03	17	270.0	no	380.00	215.00	100.00	100.00
N8881-S1-C18	GU-03	18	270.0	no	380.00	317.07	100.00	100.00

APP: THE TRUE-SHAPE NESTING DOCK AFTER NESTPROPS (SCREENSHOT 02)

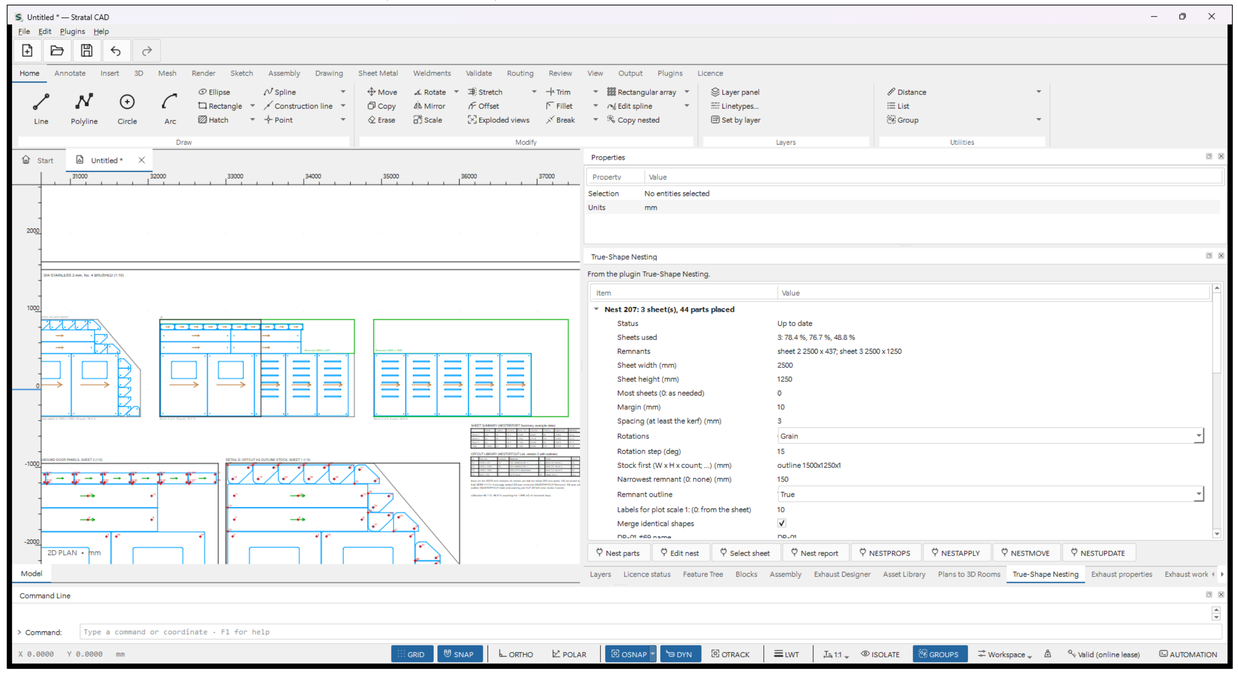

SHOP TRAVELLERS (NESTTRAVEL, stratal-traveller v1)

Job	Material	t mm	Parts	Copies	Sheets	Operations	Due
HLF-2614-S275	S275 steel	10	11	155	2	Cut, Deburr, Drill and tap, Shot blast, Prime	2026-11-27
HLF-2614-304	304 stainless No. 4 brushed	2	5	44	3	Cut, Deburr, Protective film check, Fold	2026-11-27
HLF-2614-5083	5083 aluminium	5	4	44	5	Cut, Deburr, Countersink	2026-11-27
HLF-2614A	S275 steel	10	3	40	1	Cut, Deburr, Prime	2026-11-27

HLF-2614-S275 TRAVELLER PARTS (TRUE BOXES)

Part	Shape	W mm	H mm	Qty	Placed	Cut mm	Pierces	Points
P1	#1	350	350	8	8	1852	6	4
P2	#8	300	450	6	6	1889	7	44
P3	#18	200	150	32	32	666	2	6
P4	#21	260	260	16	16	980	2	38
P5	#24	400	400	6	6	2595	10	142
P6	#35	150	200	8	8	761	2	47
P7	#38	900	600	3	3	5005	10	52
P8	#53	380	410	12	12	1769	5	52
P9	#59	450	120	24	24	1111	1	6
P10	#63	100	100	22	22	396	2	72
P11	#66	100	75	18	18	419	2	4

The traveller numbers parts P1 to P11 in the nest's order; names (BP-01 ...) are in the labels, the drawing and the copies' part_name property, not in the traveller file (its format is shared with the portal).

Labels: N<nest>-S<sheet>-C<copy>; x and y are the part's centre on its sheet from the lower left corner.

OFFCUT LIBRARY AND REMNANTS: WHAT THE PLUGIN SAID

NESTOFFCUT / NESTRUN	What the plugin said
Save, Nest 144 (S275)	Nest 144's sheet(s) are full: no offcut at least 200 mm wide is left beside the parts, so there is nothing to keep (NESTEDIT Remnant sets the narrowest kept).
Save, Nest 207 (304)	Added 2 offcut(s) of Nest 207 to the library.
Save, Nest 243 (5083)	Added 1 offcut(s) of Nest 243 to the library.
Add, drawn S275 outline	Added offcut O4 (outline in 900 x 700 mm) to the library.
Add, drawn 304 outline	Added offcut O5 (outline in 1500 x 1250 mm) to the library.
Remove O5	Removed offcut O5 from the library.
Edit O3 material	Corrected offcut O3 (1 value(s)).
NESTRUN Stock Remnants	Added 3 remnant(s) of other nests as stock, used first. (304 and 5083 remnants: see FINDINGS)
Use S275 10, Nest 8881	Nest 8881: 2 sheet(s), 44 parts placed; 1 offcut(s) offered as stock (900 x 700 the largest), 1 used.
Free, then Used	Marked 1 offcut(s) unused again. / Marked 1 offcut(s) used.

EDITING BY HAND: EVERY CHANGE CHECKED (refusals end the command as failed)

NESTMOVE on Nest 144	What the plugin said (each check names the copies)
Move copy 120 onto 121	Not changed: copy 120 (LG-01) and copy 121 (LG-01) overlap on sheet 2.
Rotate copy 120 by 45	Not changed: copy 120 (LG-01) may not lie at 135.0 degrees; allowed: 0, 90, 180, 270.
Rotate copy 120 by 180	Not changed: copy 120 (LG-01) and copy 87 (GU-02) overlap on sheet 2.
Flip copy 61 (mirror allowed)	Not changed: copy 61 (CB-01) and copy 101 (GU-01) overlap on sheet 2.
Flip copy 101	Not changed: copy 101 (GU-01) may not lie at 0.0 degrees mirrored; allowed: 0, 90, 180, 270.
Swap copies 85 and 86	Swapped copy 85 (GU-02) and copy 86 (GU-02). Nest 144: 2 sheet(s), 155 parts placed.
Send copy 145 to sheet 1	Not changed: no room for copy 145 (PK-01) on sheet 1.
Rotate copy 77 by 90	Turned copy 77 (BP-01) to 90°. Nest 144: 2 sheet(s), 155 parts placed.

NOTES

1. HLF-2614A nested by NESTRUN, first on the other nests' remnants (Stock Remnants), then NESTOFFCUT Use on the library's S275 10 mm offcuts: the drawn outline O4 (900 x 700, sloped corner), marked used.
2. Red: pierce points in cut order from the plugin's per-sheet DXF. Labels are NESTREPORT Labels; travellers are NESTTRAVEL job files for the portal's QR labels and traveller sheets.
3. Input for CNC Cut & G-code: NESTSELECT 1 on Nest 8881, or plugin outputs/DXF per sheet/HLF-2614A S275-S1.dxf.

Stratal CAD

cad.stratal.co.uk

TITLE
TRANSFER TOWER PROFILES HLF-2614
FOLLOW-ON ON OFFCUT, LABELS, TRAVELLERS

PROJECT	DRAWN
Harrow Lane Fabrications (fictional)	Stratal CAD demo

DRAWING NO.	SHEET	SCALE	SIZE
STR-NST-005	5 of 6	1:5	A1

SOFTWARE	DATE
Stratal CAD 0.1.8, True-Shape Nesting 0.10.0	12 Nov 2026

STATUS
DEMONSTRATION DRAWING - NOT FOR MANUFACTURE

NESTRUN SPLIT: ONE NEST PER BOARD MATERIAL, 2800 x 2070 BOARDS (1:40)

WHITE MELAMINE MFC 18 MM

Nest 9598 (White melamine MFC 18 mm): 9 sheet(s), 165 parts placed


Sheet 1 of 9: 14 parts, 92.3 %

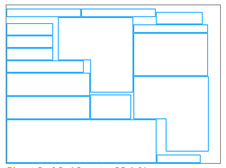
Sheet 2 of 9: 16 parts, 83.1 %

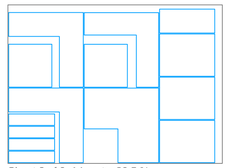
Sheet 3 of 9: 14 parts, 80.5 %

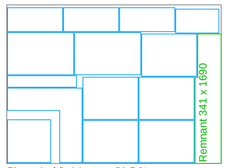

Sheet 4 of 9: 14 parts, 81.5 %


Sheet 5 of 9: 16 parts, 92.6 %


Sheet 6 of 9: 19 parts, 92.3 %

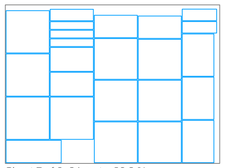
Sheet 7 of 9: 24 parts, 86.2 %

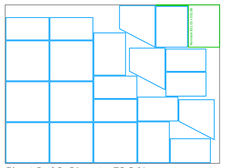

Sheet 8 of 9: 21 parts, 79.3 %

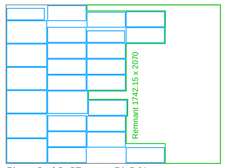

Sheet 9 of 9: 27 parts, 51.8 %

SAGE PAINTED MDF 18 MM

Nest 9514 (Sage painted MDF 18 mm): 3 sheet(s), 25 parts placed

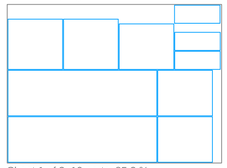
Sheet 1 of 3: 10 parts, 85.2 %

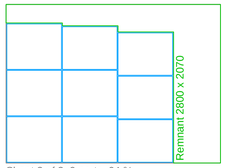

Sheet 2 of 3: 9 parts, 64 %

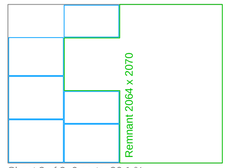

Sheet 3 of 3: 6 parts, 36.1 %

WHITE MFC BACK 8 MM

Nest 9552 (White MFC back 8 mm): 4 sheet(s), 29 parts placed

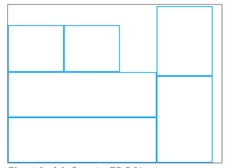
Sheet 1 of 4: 6 parts, 78.6 %

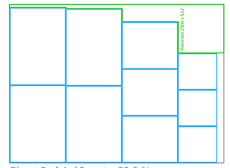

Sheet 2 of 4: 10 parts, 83.9 %

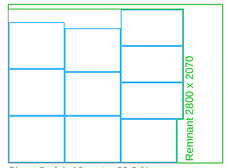

Sheet 3 of 4: 10 parts, 69.9 %

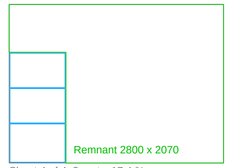

Sheet 4 of 4: 3 parts, 17.4 %

OAK VENEERED MDF 18 MM

Nest 9502 (Oak veneered MDF 18 mm): 1 sheet(s), 5 parts placed

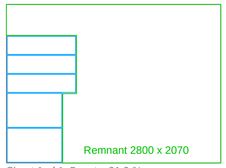

Sheet 1 of 1: 5 parts, 21.9 %

DETAIL H: WHITE MFC BOARD 1 WITH THE CABINETS NAMES (1:10)

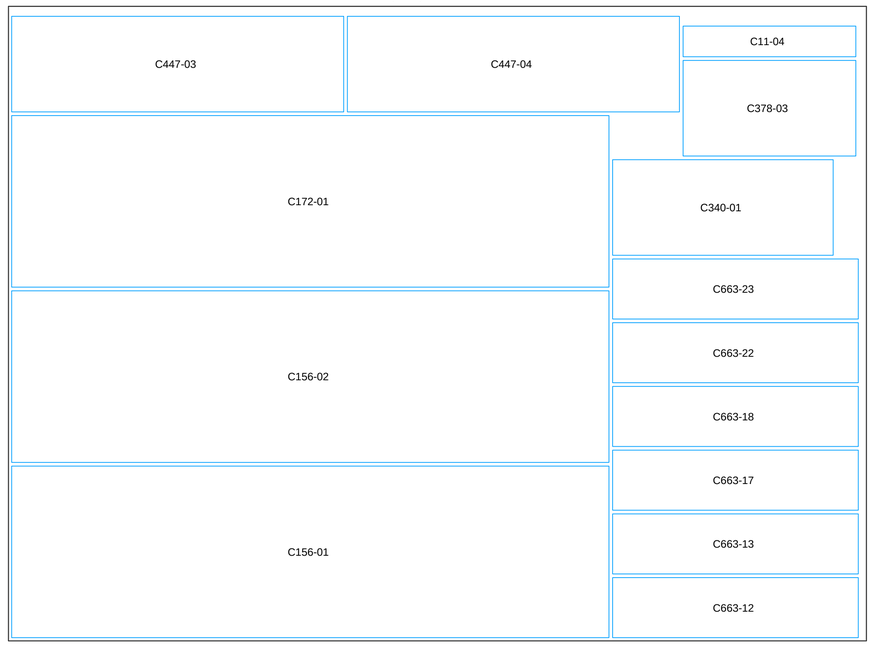

EACH MATERIAL (NESTREPORT Summary; example prices per board, 0.40/m, 0.05/pierce)

Material	Nest	Boards	Parts	Used %	Net %	Remnants m2	Cut m	Per board	Material	Job cost
White melamine MFC 18 mm	Nest 9598	9	165	82.2	87.3	3.1	349.7	48	406.58	554.73
Sage painted MDF 18 mm	Nest 9514	3	25	61.8	87.9	5.2	66.1	96	202.26	229.96
Oak veneered MDF 18 mm	Nest 9502	1	5	21.9	93.0	4.4	11.4	165	38.80	43.62
White MFC back 8 mm	Nest 9552	4	29	62.5	87.2	6.6	82.6	26	74.52	109.03

BOARD LABELS, WHITE MFC (first 14 of 165)

Label	Name (Cabinets)	Board	Turn	W mm	H mm	Area mm2
N9598-S1-C1	C156-01	1	0.0	1950.00	560.00	1092000
N9598-S1-C2	C156-02	1	0.0	1950.00	560.00	1092000
N9598-S1-C3	C172-01	1	0.0	1950.00	560.00	1092000
N9598-S1-C4	C447-03	1	0.0	1084.00	312.00	338208
N9598-S1-C5	C447-04	1	0.0	1084.00	312.00	338208
N9598-S1-C6	C663-12	1	0.0	802.00	196.00	157192
N9598-S1-C7	C663-13	1	0.0	802.00	196.00	157192
N9598-S1-C8	C663-17	1	0.0	802.00	196.00	157192
N9598-S1-C9	C663-18	1	0.0	802.00	196.00	157192
N9598-S1-C10	C663-22	1	0.0	802.00	196.00	157192
N9598-S1-C11	C663-23	1	0.0	802.00	196.00	157192
N9598-S1-C12	C340-01	1	0.0	720.00	312.00	224640
N9598-S1-C13	C378-03	1	0.0	564.00	312.00	175968
N9598-S1-C14	C11-04	1	0.0	564.00	100.00	56400

TRUE-SHAPE REMNANTS KEPT (from 300 mm)

Material	Board	Area m2	Remnant (NESTREPORT Csv)
White melamine MFC 18 mm	4	0.556	outline in 341 x 1690 mm from x 2459.0
White melamine MFC 18 mm	8	0.229	outline in 831 x 552.7 mm from x 1969.0
White melamine MFC 18 mm	9	2.284	outline in 1742.1 x 2070 mm from x 1057.9
Sage painted MDF 18 mm	2	1.908	outline in 2800 x 2070 mm from x 0.0
Sage painted MDF 18 mm	3	3.269	outline in 2064 x 2070 mm from x 736.0
Oak veneered MDF 18 mm	1	4.433	outline in 2800 x 2070 mm from x 0.0
White MFC back 8 mm	2	0.604	outline in 2800 x 632 mm from x 0.0
White MFC back 8 mm	3	1.244	outline in 2800 x 2070 mm from x 0.0
White MFC back 8 mm	4	4.723	outline in 2800 x 2070 mm from x 0.0

NOTES

1. Boards of the Cabinets & Joinery demo kitchen (fictional), laid flat by CABFLAT 0.10.0 (one layer and column per material) and nested by one NESTRUN Split Yes: one nest per material. Worktops (38 mm) left out.
2. Rotation Grain, 12 mm router spacing, 10 mm trim, true-shape remnants from 300 mm. Names are the Cabinets part labels (C<cabinet>-<nn>), read by the plugin from the boards.
3. The CAB-DRILL drill marks were selected too but were split off as a 'no material' group (see FINDINGS).

Stratal CAD

cad.stratal.co.uk

TITLE
KITCHEN HL9 CARCASE AND FRONTS
BOARDS NESTED BY MATERIAL (SPLIT)

PROJECT	DRAWN
Harrow Lane Fabrications (fictional)	Stratal CAD demo

DRAWING NO.	SHEET	SCALE	SIZE
STR-NST-006	6 of 6	1:40	A1

SOFTWARE	DATE
Stratal CAD 0.1.8, True-Shape Nesting 0.10.0	12 Nov 2026

STATUS
DEMONSTRATION DRAWING - NOT FOR MANUFACTURE